

Schema Elettrico / Wiring Diagram

**85505250CG01**

Modello macchina / Machine model:

**IP-IN/ST/AS 351**

Dati elettrici / Electrical data

Tensione esercizio / Main Voltage:	400V/3ph
Tensione ausiliari / Auxiliary Voltage:	230Vac-24Vac
Frequenza / Frequency:	50 Hz
Corrente nominale / Nominal current:	64.2 A
Potenza max. impegnata / Max. total power input:	36.3 kW
Corrente di spunto / Starting current:	169.2 A

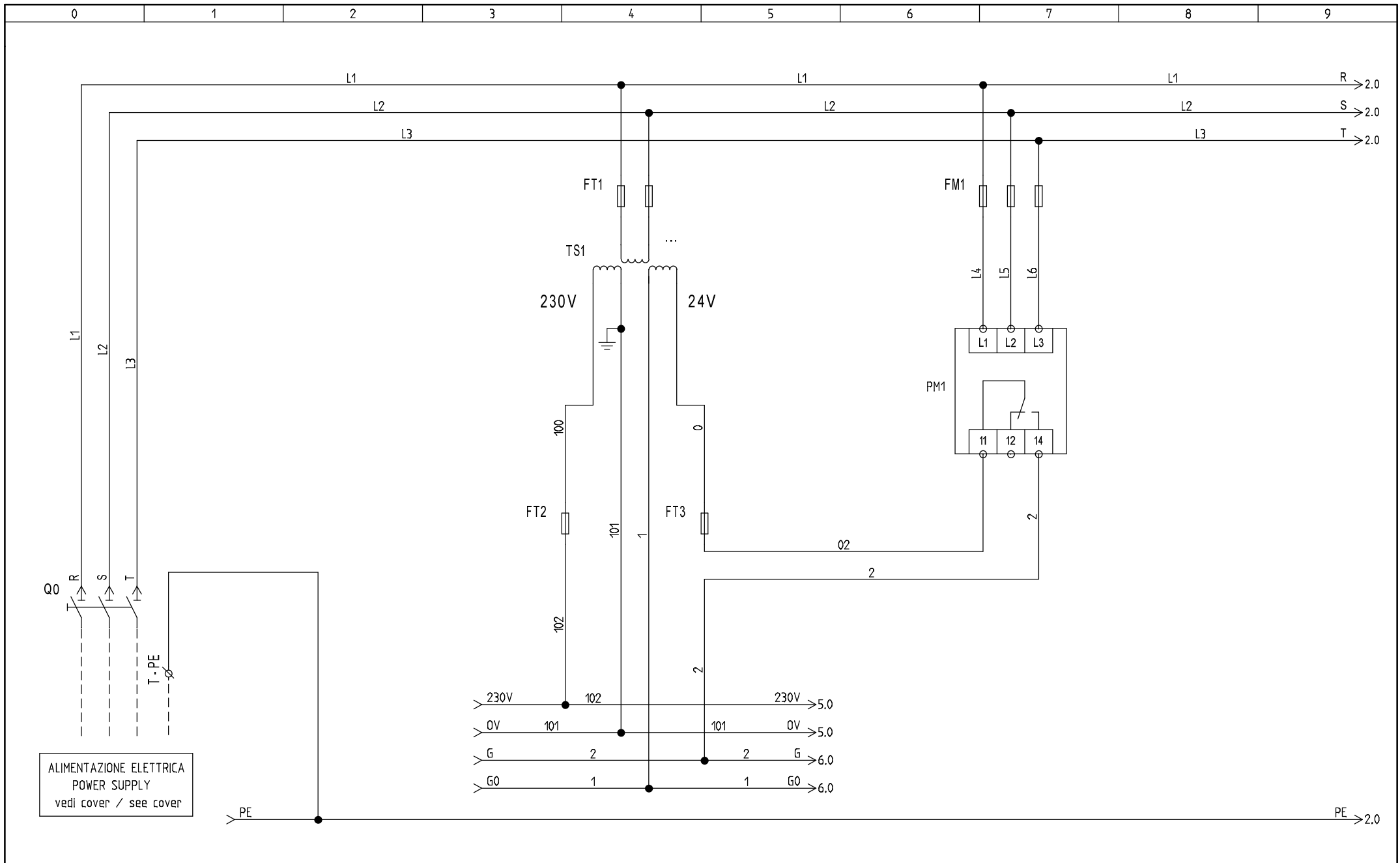
Limiti operativi / Operating limits

Range di tensione / Voltage range	+/- 10%
Squilibrio tensione / Voltage unbalance:	+/- 2%
Range di frequenza / Frequency range:	+/- 1%

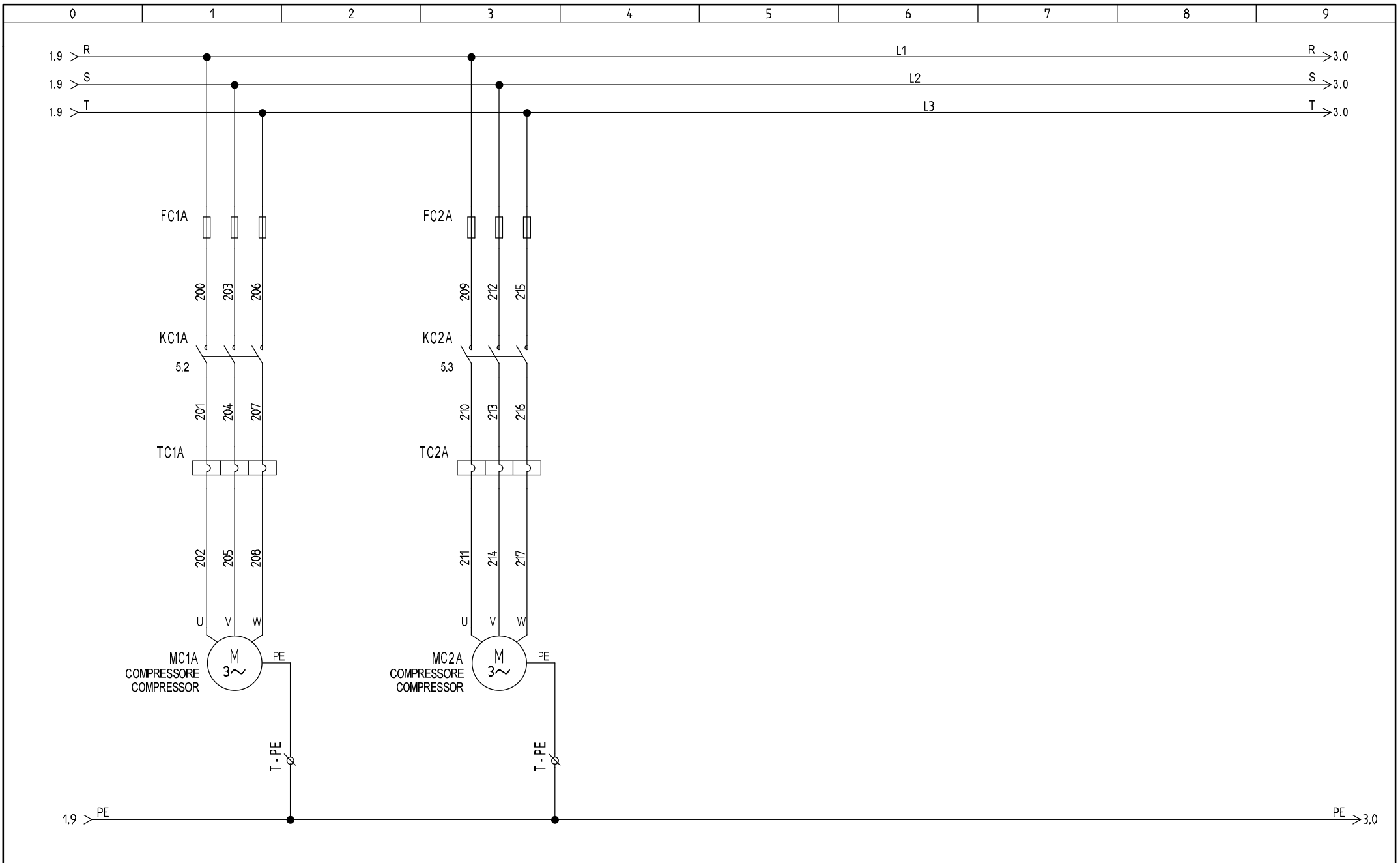
REV A	Descrizione revisione / Revision description FIRST ISSUE			Model: IP-IN/ST/AS 351	This drawing is a property of Euroklimat S.p.A. and we reserve the copyright to all our designs which cannot be reproduced, transmitted, disclosed to third parties or utilized in any form without first obtaining our written consent. Contravention will be prosecuted. This drawing is subject to modification time to time to suit construction purpose.	SHEET 1
10/09/2018	Drafter SF	Checked AC	Approved AC	Drawing no.: 85505250CG01		File name: 85505250CG01-A DRAFT.: SF
					DATE: 10/09/2018	

SECTION	DESCRIZIONE	DESCRIPTION	D	F	COD. / PAGE No.
01	COPERTINA	COPERTINA	-	-	1 - 2
02	ALIMENTAZIONE POTENZA E SERVIZI AUSILIARI	POWER SUPPLY & AUXILIARY SERVICES	-	-	1
03	LINEA POTENZA COMPRESSORI	COMPRESSOR POWER SUPPLY	-	-	2
04	LINEA POTENZA VENTILATORI	FAN POWER SUPPLY	-	-	3
05	LINEA POTENZA POMPE	PUMPS POWER SUPPLY	-	-	4
06	SERVIZI AUSILIARI	AUXILIARY SERVICES	-	-	5
07	MICROPROCESSORE - INGRESSI DIGITALI	MICROPROCESSOR - DIGITAL INPUT	-	-	6
08	MICROPROCESSORE - INGRESSI ANALOGICI	MICROPROCESSOR - ANALOGUE INPUT	-	-	7
09	MICROPROCESSORE - USCITE DIGITALI	MICROPROCESSOR - DIGITAL OUTPUT	-	-	8
10	MICROPROCESSORE - USCITE ANALOGICHE	MICROPROCESSOR - ANALOGUE OUTPUT	-	-	9
11	DRIVER VALVOLA ESPANSIONE ELETTRONICA	ELECTRONIC EXPANSION VALVE DRIVER	-	-	10
12	COLLEGAMENTI CLIENTE	USER CONNECTIONS	-	-	11
13	TOPOGRAFICO SCHEDE MICROPROCESSORE	TOPOGRAPHIC MICROPROCESSOR CARD	-	-	12
14	TOPOGRAFICO QUADRO ELETTRICO	ELECTRIC SWITCHBOARD LAYOUT	-	-	13
15	LISTA COMPONENTI	COMPONENTS LIST	-	-	14
16	LEGENDA	LEGEND	-	-	15

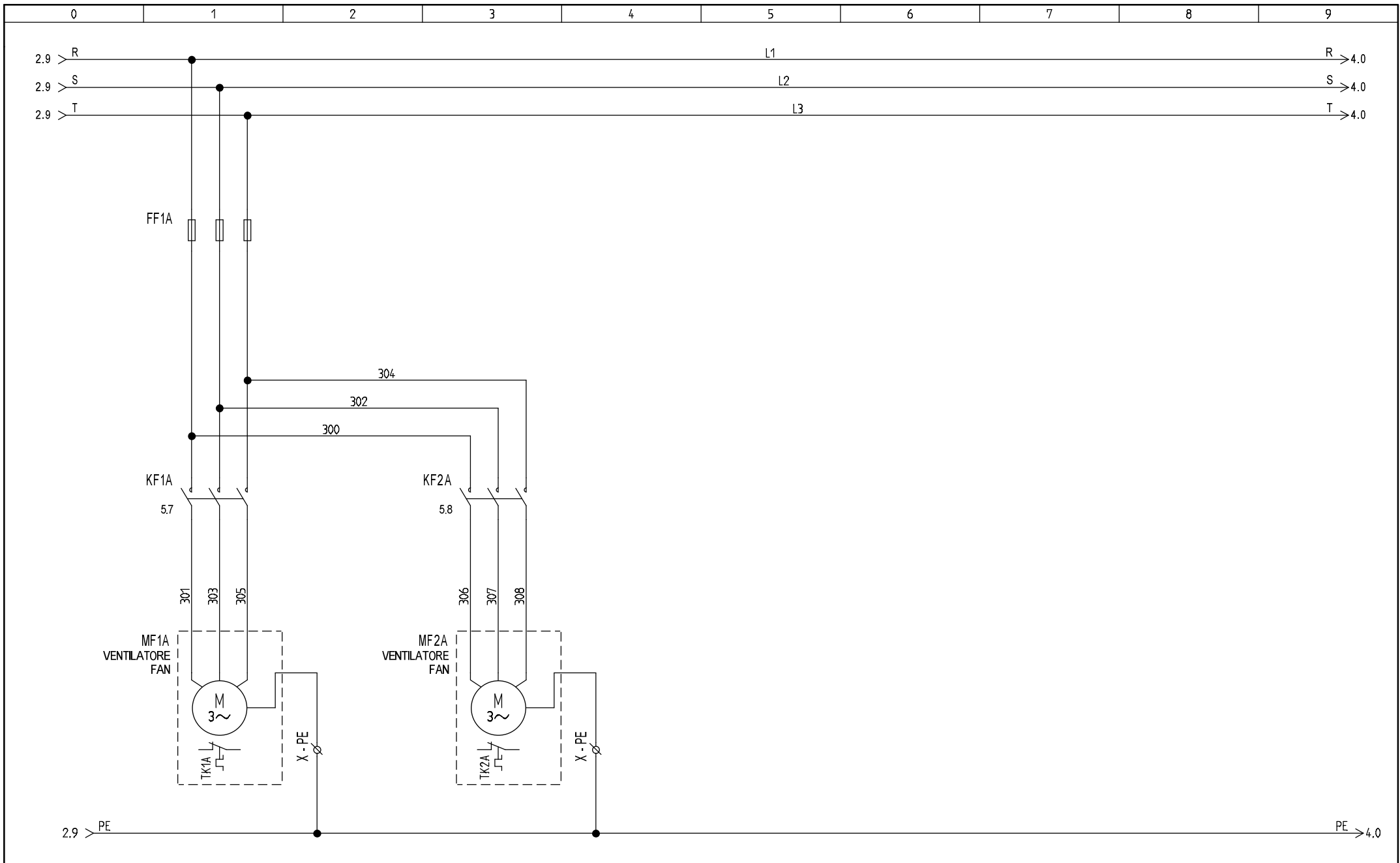
REV A	Modification FIRST ISSUE	Model: IP-IN/ST/AS 351	ELENCO SEZIONI / SECTIONS LIST D / F		SHEET 2
10/09/2018	Drafter SF	Approved AC	Drawing no.: 85505250CG01	File name: 85505250CG01-A	SECTION 01
			DRAFT.: SF	DATE: 10/09/2018	



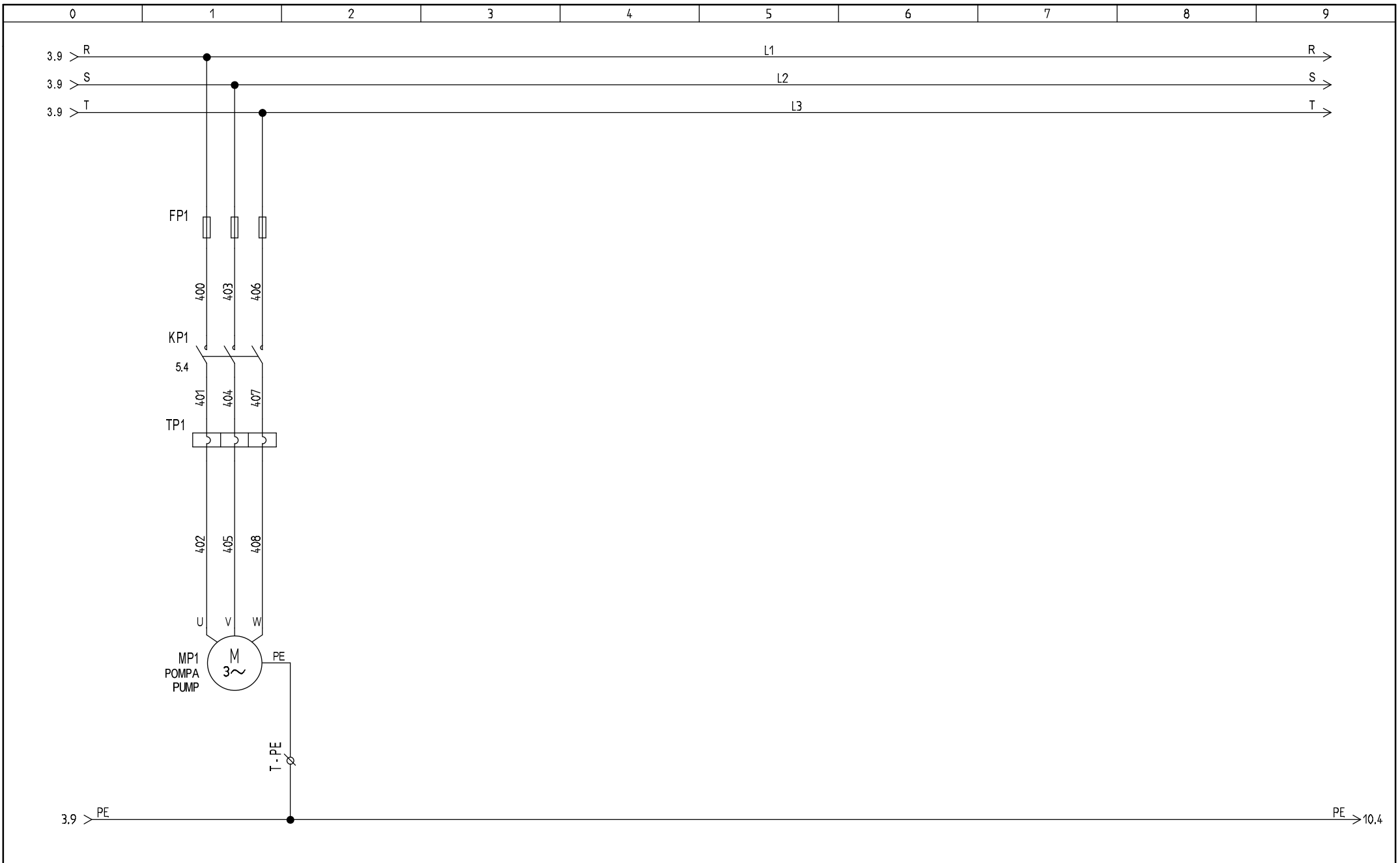
REV A	Modification FIRST ISSUE	Model: IP-IN/ST/AS 351	ALIMENTAZ. POTENZA E SERV.AUSILIARI/POWER SUPPLY & AUXILIARY SERVICES - / -	SHEET 1
10/09/2018	Drafter SF Approved AC	Drawing no.: 85505250CG01	File name: 85505250CG01-A DRAFT.: SF	SECTION 02
			DATE: 10/09/2018	



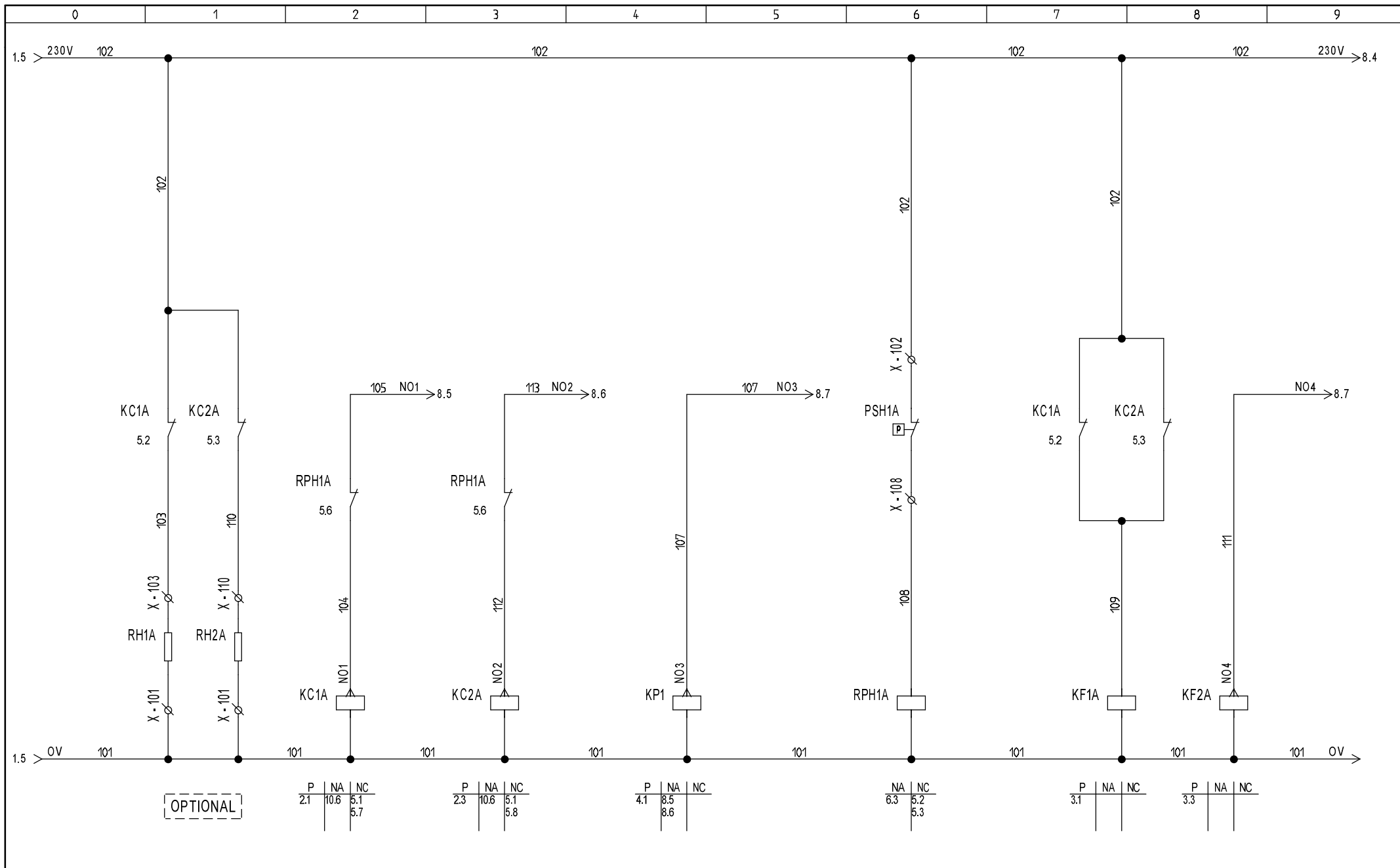
REV A	Modification FIRST ISSUE	Model: IP-IN/ST/AS 351	LINEA POTENZA COMPRESSORI / COMPRESSOR POWER SUPPLY	SHEET 2
10/09/2018	Drafter SF	Drawing no.: 85505250CG01	File name: 85505250CG01-A	SECTION 03
	Approved AC		DRAFT.: SF	DATE: 10/09/2018



REV A	Modification FIRST ISSUE	Model: IP-IN/ST/AS 351	LINEA POTENZA VENTILATORI / FAN POWER SUPPLY	SHEET 3
10/09/2018	Drafter SF	Approved AC	Drawing no.: 85505250CG01	SECTION 04
			File name: 85505250CG01-A	
			DRAFT.: SF	DATE: 10/09/2018



REV A	Modification FIRST ISSUE	Model: IP-IN/ST/AS 351	LINEA POTENZA POMPA / PUMP POWER SUPPLY	SHEET 4
10/09/2018	Drafter SF	Approved AC	Drawing no.: 85505250CG01	SECTION 05
			File name: 85505250CG01-A	DATE: 10/09/2018
			DRAFT.: SF	



REV A	Modification FIRST ISSUE	Model: IP-IN/ST/AS 351	SERVIZI AUSILIARI / AUXILIARY SERVICES	SHEET 5
10/09/2018	Drafter SF	Approved AC	Drawing no.: 85505250CG01	SECTION 06
			File name: 85505250CG01-A	
			DRAFT.: SF	DATE: 10/09/2018

0 1 2 3 4 5 6 7 8 9

GO	B1	B2	B3	ID5	ID3	ID1
G	GND	GND	Y	GND	ID4	ID2

**MICROCHILLER 2**  
Second Edition

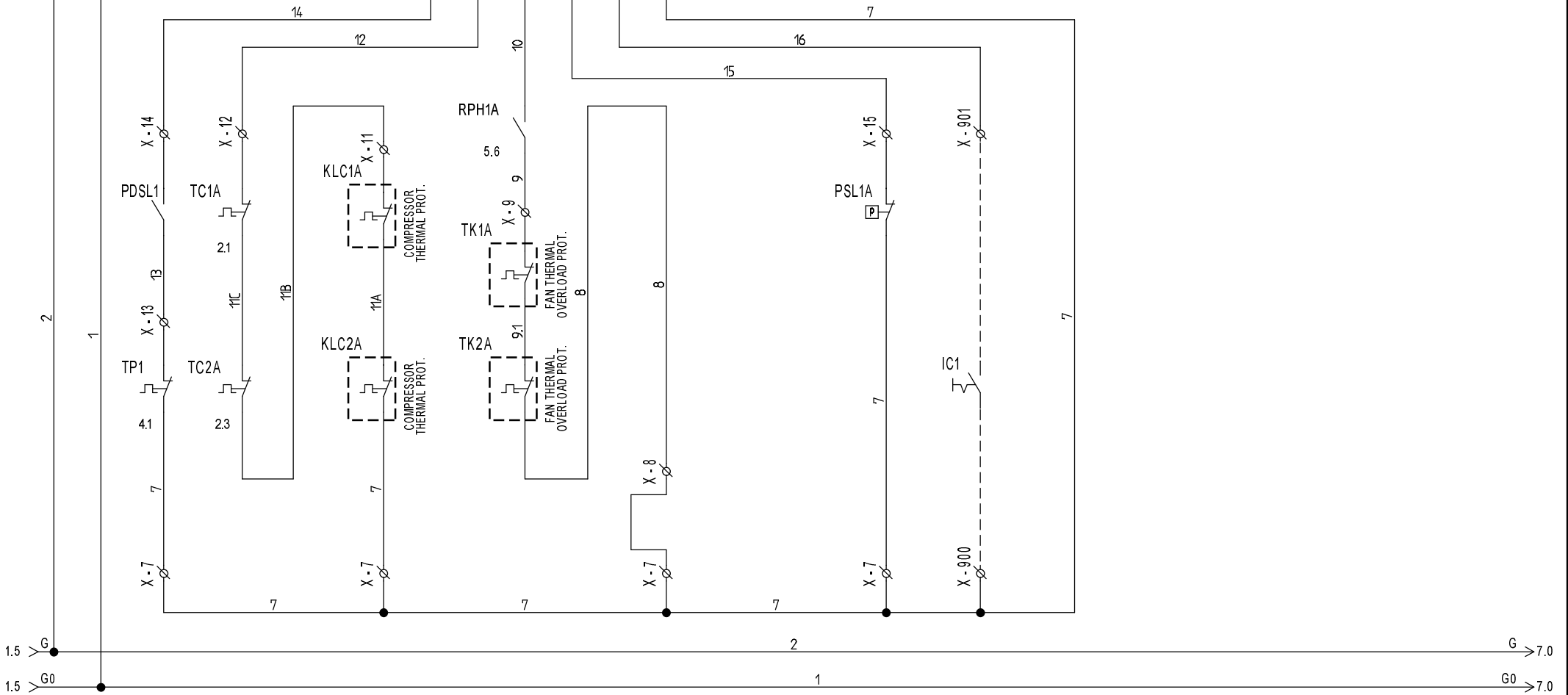
NO1	C1/2	C1/2	C3/4	X	C5
NO2	NO3	NO4	C3/4	X	NO5

INPUT CONNECTOR

OUTPUT CONNECTOR

RS485

G	GO	B1	B2	B3	GND	Y	GND	ID1	ID2	ID3	ID4	ID5	GND	+V	B4	GND	C1/2	NO1	C1/2	NO2	C3/4	NO3	C3/4	NO4	X	X	C5	NO5	TX/RX	GND
---	----	----	----	----	-----	---	-----	-----	-----	-----	-----	-----	-----	----	----	-----	------	-----	------	-----	------	-----	------	-----	---	---	----	-----	-------	-----



REV A	Modification FIRST ISSUE
10/09/2018	Drafter SF Approved AC

Model: IP-IN/ST/AS 351  
Drawing no.: 85505250CG01

INGRESSI DIGITALI MICROPROCESSORE / MICROPROCESSOR DIGITAL INPUT	
File name:	85505250CG01-A
DRAFT:	SF DATE: 10/09/2018

SHEET	6
OF	15
SECTION	07



MCH1

GO	B1	B2	B3	ID5	ID3	ID1
G	GND	GND	Y	GND	ID4	ID2

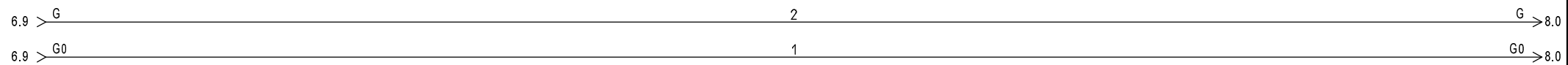
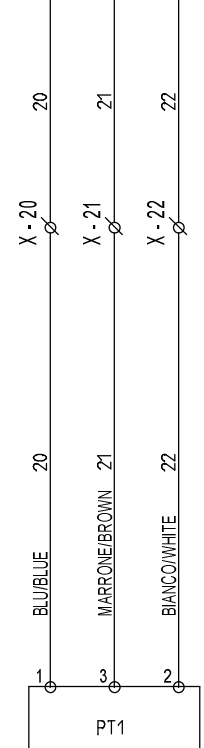
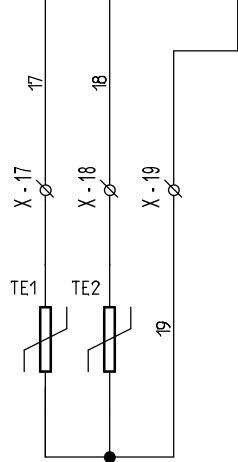
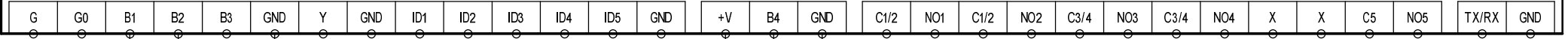
**MICROCHILLER 2**  
Second Edition

NO1	C1/2	C1/2	C3/4	X	C5
NO2	NO3	NO4	C3/4	X	NO5

INPUT CONNECTOR

OUTPUT CONNECTOR

RS485



REV A	Modification FIRST ISSUE	Model: IP-IN/ST/AS 351	INGRESSI ANALOGICI MICROPROCESSORE / MICROPROCESSOR ANALOGUE INPUT	SHEET 7
10/09/2018	Drafter SF	Drawing no.: 85505250CG01	File name: 85505250CG01-A	OF 15
	Approved AC		DRAFT.: SF	SECTION 08
			DATE: 10/09/2018	

GO	B1	B2	B3	ID5	ID3	ID1
G	GND	GND	Y	GND	ID4	ID2

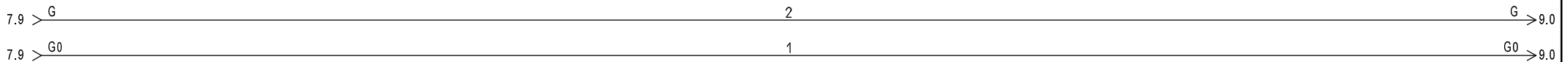
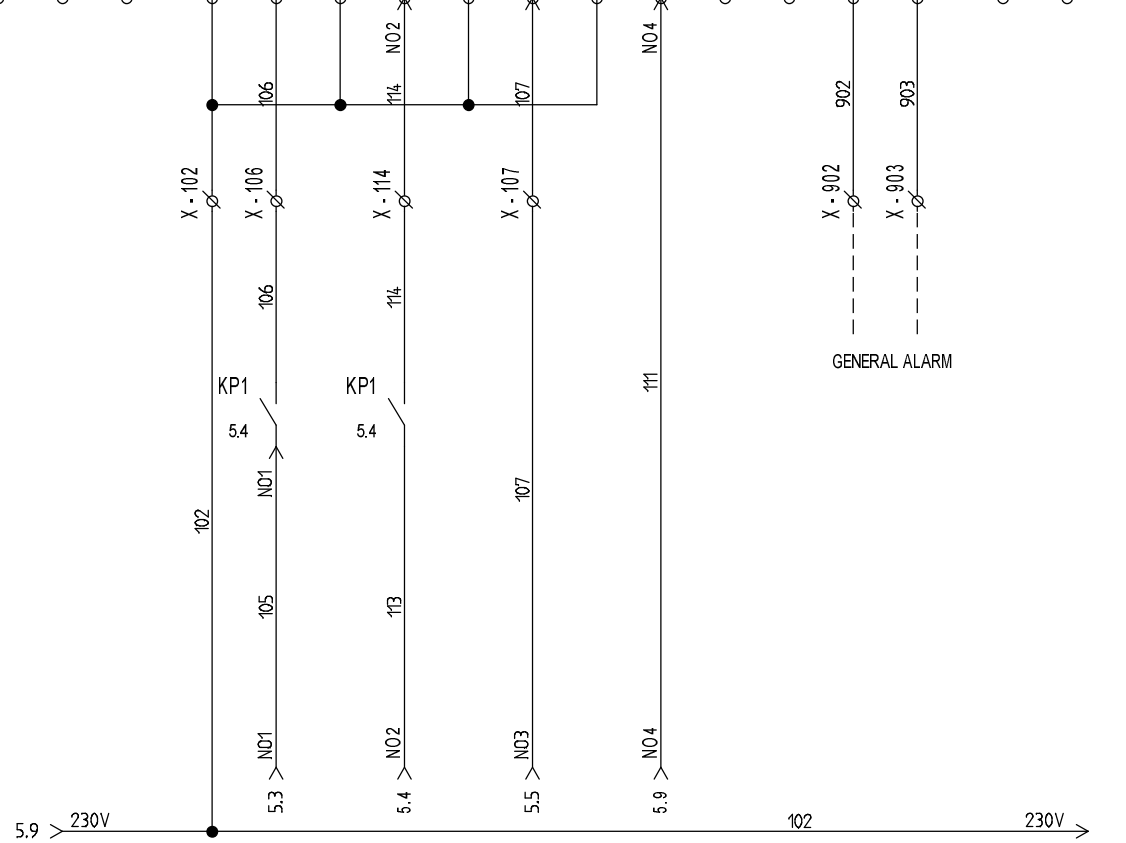
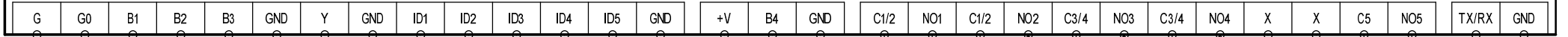
**MICROCHILLER 2**  
Second Edition

NO1	C1/2	C1/2	C3/4	X	C5
NO2	NO3	NO4	C3/4	X	NO5

INPUT CONNECTOR

OUTPUT CONNECTOR

RS485

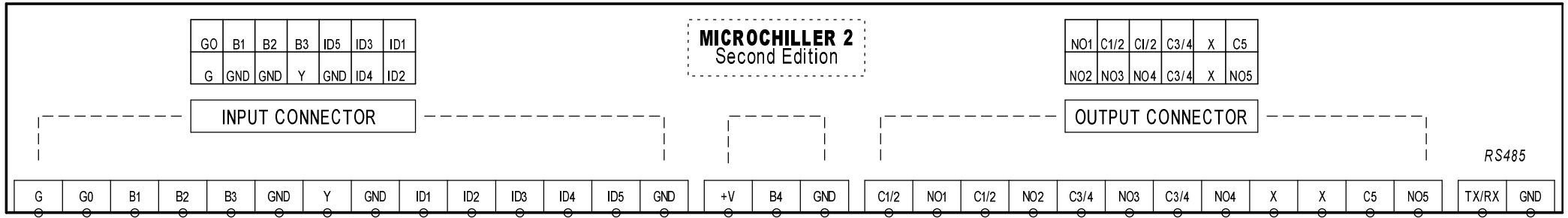


REV A	Modification FIRST ISSUE
10/09/2018	Drafter SF Approved AC

Model: IP-IN/ST/AS 351  
Drawing no.: 85505250CG01

USCITE DIGITALI MICROPROCESSORE / MICROPROCESSOR DIGITAL OUTPUT	
File name:	85505250CG01-A
DRAFT:	SF
DATE:	10/09/2018

SHEET	8
OF	15
SECTION	09

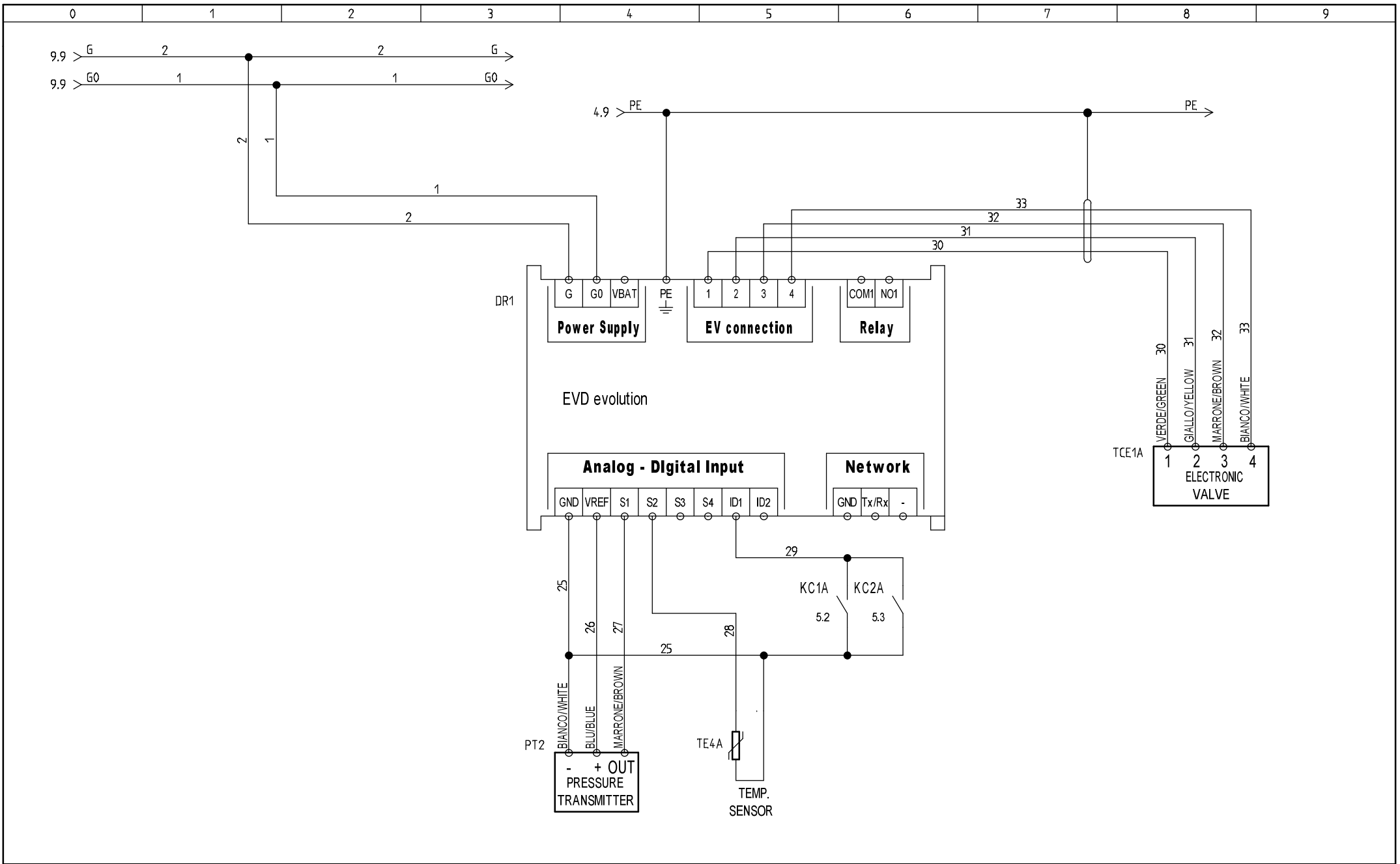


INTENTIONALLY BLANK

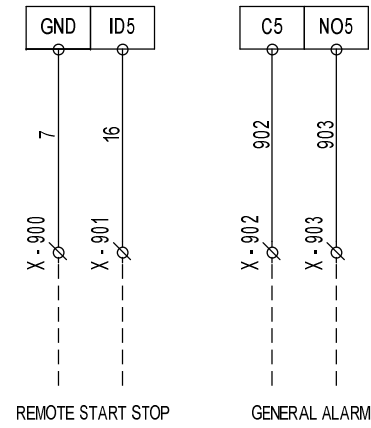
8.9 > G 2 G > 10.0

8.9 > G0 1 G0 > 10.0

REV A	Modification FIRST ISSUE	Model: IP-IN/ST/AS 351	USCITE ANALOGICHE MICROPROCESSORE / MICROPROCESSOR ANALOGUE OUTPUT	SHEET 9
10/09/2018	Drafter SF	Approved AC	File name: 85505250CG01-A	OF 15
		Drawing no.: 85505250CG01	DRAFT.: SF	DATE: 10/09/2018
				SECTION 10



REV A	Modification FIRST ISSUE	Model: IP-IN/ST/AS 351	DRIVER VALVOLA ESP. ELETTRONICA / ELECTRONIC EXP. VALVE DRIVER		SHEET 10
10/09/2018	Drafter SF Approved AC	Drawing no.: 85505250CG01	File name: 85505250CG01-A DRAFT.: SF		OF 15 SECTION 11
			DATE: 10/09/2018		

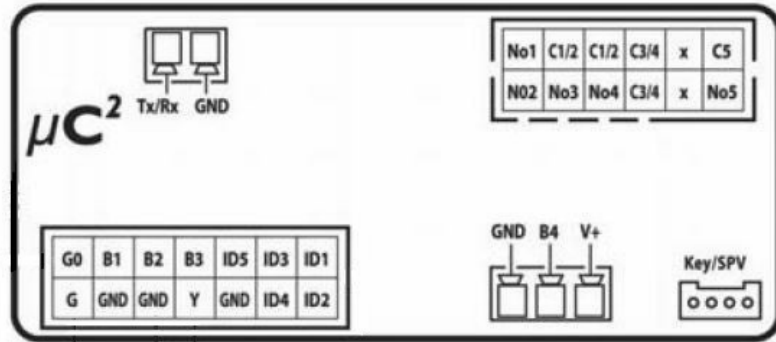
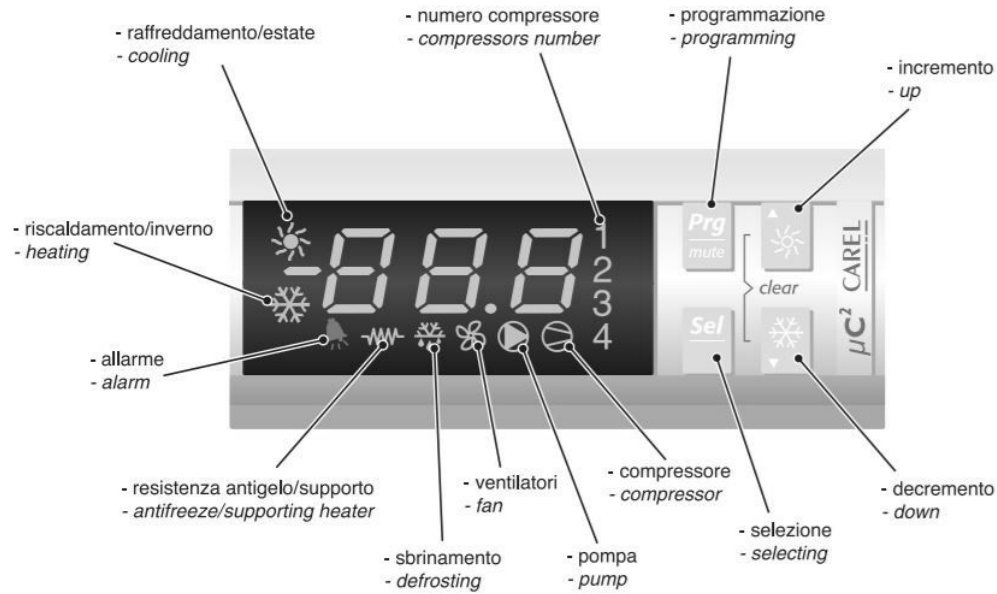


REV A	Modification FIRST ISSUE
10/09/2018	Drafter SF Approved AC

Model: IP-IN/ST/AS 351  
 Drawing no.: 85505250CG01

CONNESSIONI CLIENTE / USER CONNECTION	
File name:	85505250CG01-A
DRAFT.:	SF DATE: 10/09/2018

SHEET	11
OF	15
SECTION	12



REV A	Modification FIRST ISSUE
10/09/2018	Drafter SF Approved AC

Model: IP-IN/ST/AS 351  
 Drawing no.: 85505250CG01

TOPOGRAFICO SCHEDA MICROPROCESSORE / MICROPROCESSOR LAYOUT	
File name:	85505250CG01-A
DRAFT.:	SF
DATE:	10/09/2018

SHEET	12
OF	15
SECTION	13

0

1

2

3

4

5

6

7

8

9

REV

A

Modification

FIRST ISSUE

Model: IP-IN/ST/AS 351

TOPOGRAFICO QUADRO ELETTRICO / ELECTRIC SWITCHBOARD LAYOUT

SHEET 13

10/09/2018

Drafter  
SFApproved  
AC

Drawing no.: 85505250CG01

File name: 85505250CG01-A

OF 15

DRAFT.: SF

DATE: 10/09/2018

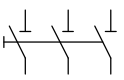
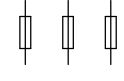
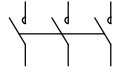

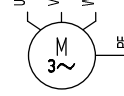

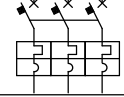

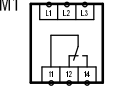

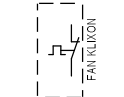

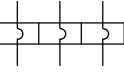

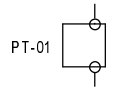

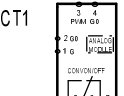

SECTION 14

0	1	2	3	4	5	6	7	8	9		
ITEM	DESCRIPTION / MODEL	Power Supply	Max Power	FLA	LRA	CIRCUIT BREAKER	CONTACTOR	FUSES	THERMAL RELAY	Wires Type Elect. Switchboard	Wires Type On field
COMPRESSORE/COMPRESSOR/VERDICHTER/COMPRESSEUR			[kW]	[A]	[A]	Model - [A]	Model - [A]	Model - [A]	Model - [A]	Model + mmq	Model + mmq
MC1A	C-SCP435H38B	400V/3Ph/50Hz	14.7	25.0	130	-	-	-	-	-	-
MC2A	C-SCP435H38B	400V/3Ph/50Hz	14.7	25.0	130	-	-	-	-	-	-
-	-	-	-	-	-	-	-	-	-	-	-
-	-	-	-	-	-	-	-	-	-	-	-
VENTILATORI COND./CONDENSER FANS/LÜFTER VERFLÜSSIGER											
MF1A	A6D800AD0101-106AS0682	400V/3Ph/50Hz	1.94	3.9	-	-	-	-	-	-	-
MF2A	A6D800AD0101-106AS0682	400V/3Ph/50Hz	1.94	3.9	-	-	-	-	-	-	-
-	-	-	-	-	-	-	-	-	-	-	-
-	-	-	-	-	-	-	-	-	-	-	-
-	-	-	-	-	-	-	-	-	-	-	-
-	-	-	-	-	-	-	-	-	-	-	-
POMPA/PUMP/PUMPE/POMPE											
MP1	3DH/I 40-160/3.0 C/C/VITON	400V/3Ph/50Hz	3.0	6.4	-	-	-	-	-	-	-
-	-	-	-	-	-	-	-	-	-	-	-
-	-	-	-	-	-	-	-	-	-	-	-

ITEM	DESCRIPTION	MODEL
Q0	SEZIONATORE GENERALE / MAIN SWITCH	-
FT1	FUSIBILE TRASFORMATORE / TRANSFORMER FUSES	-
TS1	TRASFORMATORE SERVIZI AUSILIARI / AUX. SERVICES TRANSFORMER	-
FT2	FUSIBILE TRASFORMATORE / TRANSFORMER FUSES	-
FT3	FUSIBILE TRASFORMATORE / TRANSFORMER FUSES	-
FM1	FUSIBILE RELE' SEQUENZA FASI / SEQUENCE PHASE RELAY FUSES	-
PM1	RELE' SEQUENZA FASI / SEQUENCE PHASE RELAY	-
RPH1A	RELE' / RELAY	-
CT1A	CONVERTITORE SEGNALE / SIGNAL CONVERTER	-

REV A	Modification FIRST ISSUE	Model: IP-IN/ST/AS 351	LISTA COMPONENTI / COMPONENT LIST	SHEET 14
10/09/2018	Drafter SF	Approved AC	File name: 85505250CG01-A	OF 15
		Drawing no.: 85505250CG01	DRAFT.: SF	SECTION 15
			DATE: 10/09/2018	



0	1	2	3	4	5	6	7	8	9
Q0		SEZIONATORE GENERALE MAIN SWITCH							
F..		FUSIBILI FUSES							
K..		CONTATTORE CONTACTOR	TS1		TRASFORMATORE SERVIZI AUS. AUX TRANSFORMER	MP1	MOTORE POMPA; 1-2(USER)/3(RECIRC.) PUMP MOTOR;1-2(USER)/3 (RECIRC.)		
		MOTORE TRIFASE 3 PHASE MOTOR	TE		SONDA TEMPERATURA NTC NTC TEMPERATURE PROBE	PSH1A	PRESSOSTATO ALTA PRESSIONE HIGH PRESSURE SWITCH		
Q..		INTERRUTTORE MAGNETOTERMICO CIRCUIT BREAKER	PDSL		PRESSOSTATO DIFFERENZIALE DIFFERENTIAL PRESSURE SWITCH	PSL1A	PRESSOSTATO BASSA PRESSIONE LOW PRESSURE SWITCH		
PM1		RELE' SEQUENZA FASE SEQUENCE PHASE RELAY	T		INTERRUTTORE AUSILIARIO RELE' TERMICO CIRCUIT BREAKER AUXILIARY RELAY	FL1	FLUSSOSTATO FLOW SWITCH		
		KLIXON VENTILATORE KLIXON FAN MOTOR THERMAL SWITCH			RESISTENZA RESISTANCE				
T..		RELE' TERMICO / THERMAL RELAY RELE' TERMICO / THERMAL RELAY			CONTATTORE, RELE' AUSILIARIO CONTACTOR, AUX RELAY				
PT-01		TRASDUTTORE DI PRESSIONE PRESSURE TRANSDUCER			VALVOLA A SOLENOIDE SOLENOID VALVE				
CT1		CONVERTITORE DI SEGNALE SIGNAL CONVERTER			TRASDUTTORE DI PRESSIONE PRESSURE TRANSDUCER				

REV A	Modification FIRST ISSUE	Model: IP-IN/ST/AS 351	TOPOGRAFICO QUADRO ELETTRICO / ELECTRIC SWITCHBOARD LAYOUT	SHEET 15
10/09/2018	Drafter SF	Approved AC	File name: 85505250CG01-A	OF 15
		Drawing no.: 85505250CG01	DRAFT.: SF	DATE: 10/09/2018
				SECTION 16