

EK**EUROKLIMAT**

Cooling System Solutions

Schema Elettrico / Wiring Diagram / Schéma de câblage / Schaltplan

85505260/002/A

Modello macchina / Machine model / Modèle de machine / Maschinen-Modell

EKE-IN/ST/AS 402**Dati elettrici / Electrical data / Données électriques / Elektrische Daten:**

Tensione esercizio / Main Voltage / Tension principale / Hauptspannung:	400V/3ph/50Hz
Tensione ausiliari / Auxiliary Voltage / Tension auxiliaire / Hilfsspannung:	230Vac-24Vac

Potenza elettrica operativa / Operating input power / Puissance d'entrée de fonctionnement / Betriebseingangsleistung:	31,4 kW
Potenza max. assorbita / Max. total power input / Puissance absorbée totale max. / Max. gesamtleistung:	40,7 kW
Corrente operativa / Operating current / Courant de fonctionnement / Betriebsstrom:	63,0 A
Corrente max. assorbita / Max. absorbed current / Courant max. absorbé / Max. absorbierter strom	82,2 A
Corrente di spunto / Starting current / Courant de démarrage / Anlaufstrom:	222,2 A

Limiti operativi / Operating limits / Limites de fonctionnement / Betriebsgrenzen:

Range di tensione / Voltage range / Intervalle de tension / Spannungsbereich:	+/- 10%
Squilibrio tensione / Voltage unbalance / Déséquilibre de tension / Spannungsunsymmetrie:	+/- 2%
Range di frequenza / Frequency range / Intervalle de fréquence / Frequenzbereich:	+/- 1%

REV A	Descrizione revisione / Revision description FIRST ISSUE			Model: EKE-IN/ST/AS 402	This drawing is a property of Euroklimat S.p.A. and we reserve the copyright to all our designs which cannot be reproduced, transmitted, disclosed to third parties or utilized in any form without first obtaining our written consent. Contravention will be prosecuted. This drawing is subject to modification time to time to suit construction purpose.	SECTION 01
31/05/21	Drafter RF	Checked AC	Approved AC	Drawing no.: 85505260/002/A		File name: 85505260-002-A DRAFT.: DATE: 31/05/21

Simbol	Description
	INTERRUTTORE PRINCIPALE MAIN SWITCH INTERRUPTEUR PRINCIPAL HAUPTSCHALTER
	FUSIBILI FUSES FUSIBLES SICHERUNGEN
	TELERUTTORE CONTACTOR CONTACTEUR KONTAKTOR
	MOTORE TRIFASE THREE-PHASE MOTOR MOTEUR TRIPHASE DREIPHASIGER MOTOR
	INTERRUTTORE MAGNETOTERMICO SWITCH MAGNETERMIC COMMUTATEUR MAGNETERMIC SCHALTER MAGNETERMIK
	PROTEZIONE TERMICA THERMAL PROTECTION PROTECTION THERMIQUE WÄRMESCHUTZ
	RELE SEQUENZA FASI SEQUENCE PHASE RELAY RELAIS DE PHASE DE SEQUENCE SEQUENZPHASENRELAIS
	PROTEZIONE TERMICA AVVOLGIMENTI (VENTILATORE) WINDING TEMPERATURE PROTECTION (FAN) PROTECTION DE LA TEMPERATURE DE REMONTAGE (VENTILATEUR) WICKLUNGSTEMPERATURSCHUTZ (LÜFTER)
	RESISTENZA RESISTANCE RESISTANCE WIDERSTAND

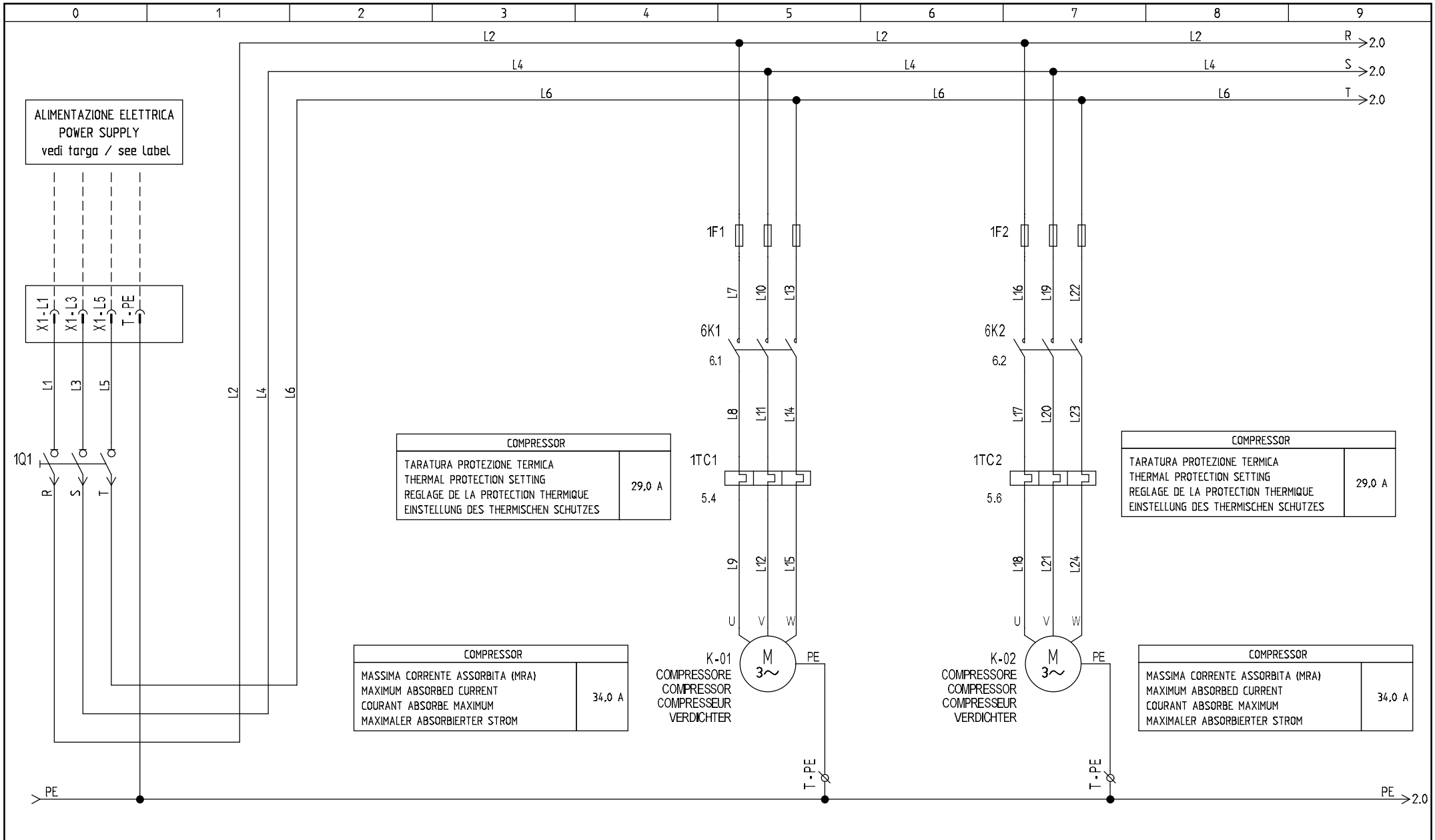
Simbol	Description
	RELE AUSILIARIO AUXILIARY RELAY RELAIS AUXILIAIRE HILFSRELAIS
	VALVOLA SOLENOIDE SOLENOID VALVE ELECTROVANNE MAGNETVENTIL
	PRESSOSTATO PRESSURE SWITCH INTERRUPTEUR DE PRESSION DRUCKSCHALTER
	SELETORE 0-1 0-1 SELECTOR SELECTEUR 0-1 0-1 AUSWAHL
	TRASFORMATORE AUSILIARI AUXILIARY TRANSFORMER TRANSFORMATEUR AUXILIAIRE ZUSATZTRANSFORMATOR
	SONDA NTC NTC PROBE SONDE NTC NTC PROBE
	PRESSOSTATO DIFFERENZIALE DIFFERENTIAL PRESSURE SWITCH INTERRUPTEUR DE PRESSION DIFFERENTIELLE DIFFERENZDRUCKSCHALTER
	INTERRUTTORE CONTATTI AUSILIARI CIRCUIT BREAKER AUXILIARY CONTACT CONTACT AUXILIAIRE DISJONCTEUR CIRCUIT BREAKER ZUSATZKONTAKT

REV A	Modification FIRST ISSUE
31/05/21	Drafter RF
	Approved AC

Model: EKE-IN/ST/AS 402
Drawing no.: 85505260/002/A

This drawing is a property of Euroklimat S.p.A. and we reserve the copyright to all our designs which cannot be reproduced, transmitted, disclosed to third parties or utilized in any form without first obtaining our written consent. Contravention will be prosecuted. This drawing is subject to modification time to time to suit construction purpose.	
File name:	85505260-002-A
DRAFT.:	DATE: 31/05/21

SHEET	2
OF	2
1	◀▶

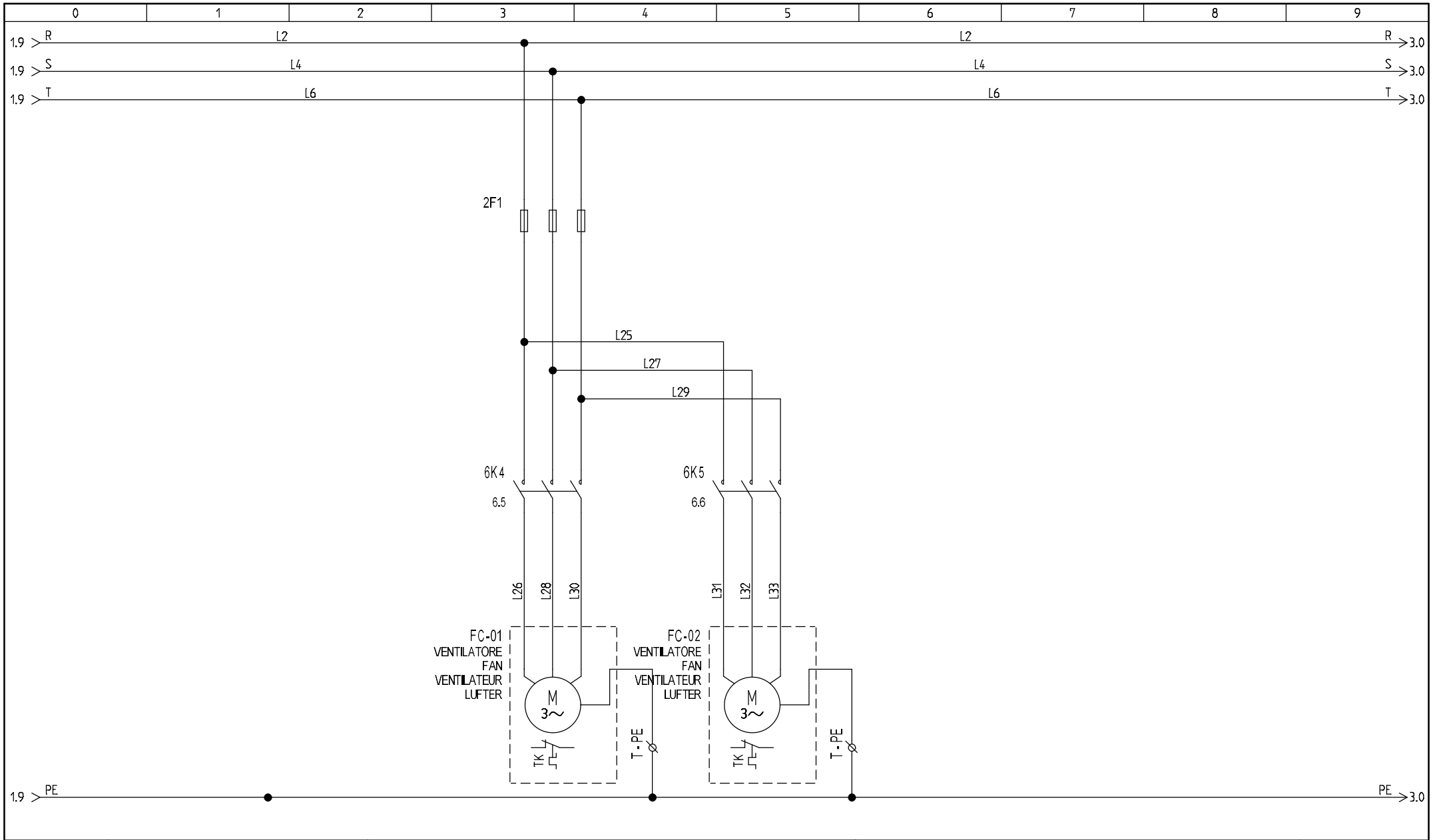


REV A	Modification FIRST ISSUE
31/05/21	Drafter RF Approved AC

Model: EKE-IN/ST/AS 402
Drawing no.: 85505260/002/A

This drawing is a property of EuroKlima S.p.A. and we reserve the copyright to all our designs which cannot be reproduced, transmitted, disclosed to third parties or utilized in any form without first obtaining our written consent. Contravention will be prosecuted.
This drawing is subject to modification time to time to suit construction purpose.

File name: 85505260-002-A
DRAFT.: DATE: 31/05/21



REV A	Modification FIRST ISSUE
31/05/21	Drafter RF Approved AC

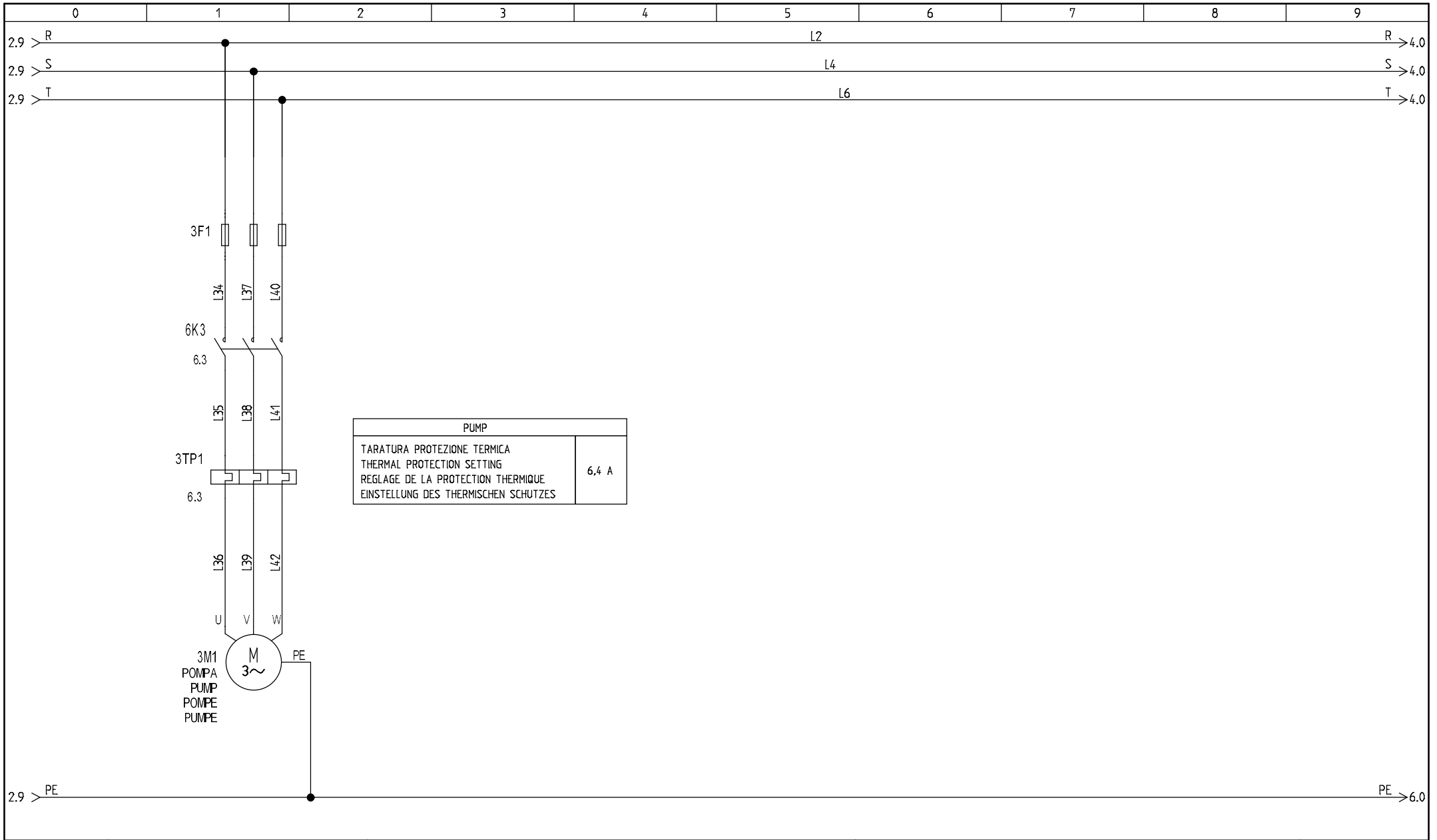
Model: EKE-IN/ST/AS 402

Drawing no.: 85505260/002/A

This drawing is a property of Euroklimat S.p.A. and we reserve the copyright to all our designs which cannot be reproduced, transmitted, disclosed to third parties or utilized in any form without first obtaining our written consent. Contravention will be prosecuted.
This drawing is subject to modification time to time to suit construction purpose.

File name: 85505260-002-A

DRAFT.: DATE: 31/05/21



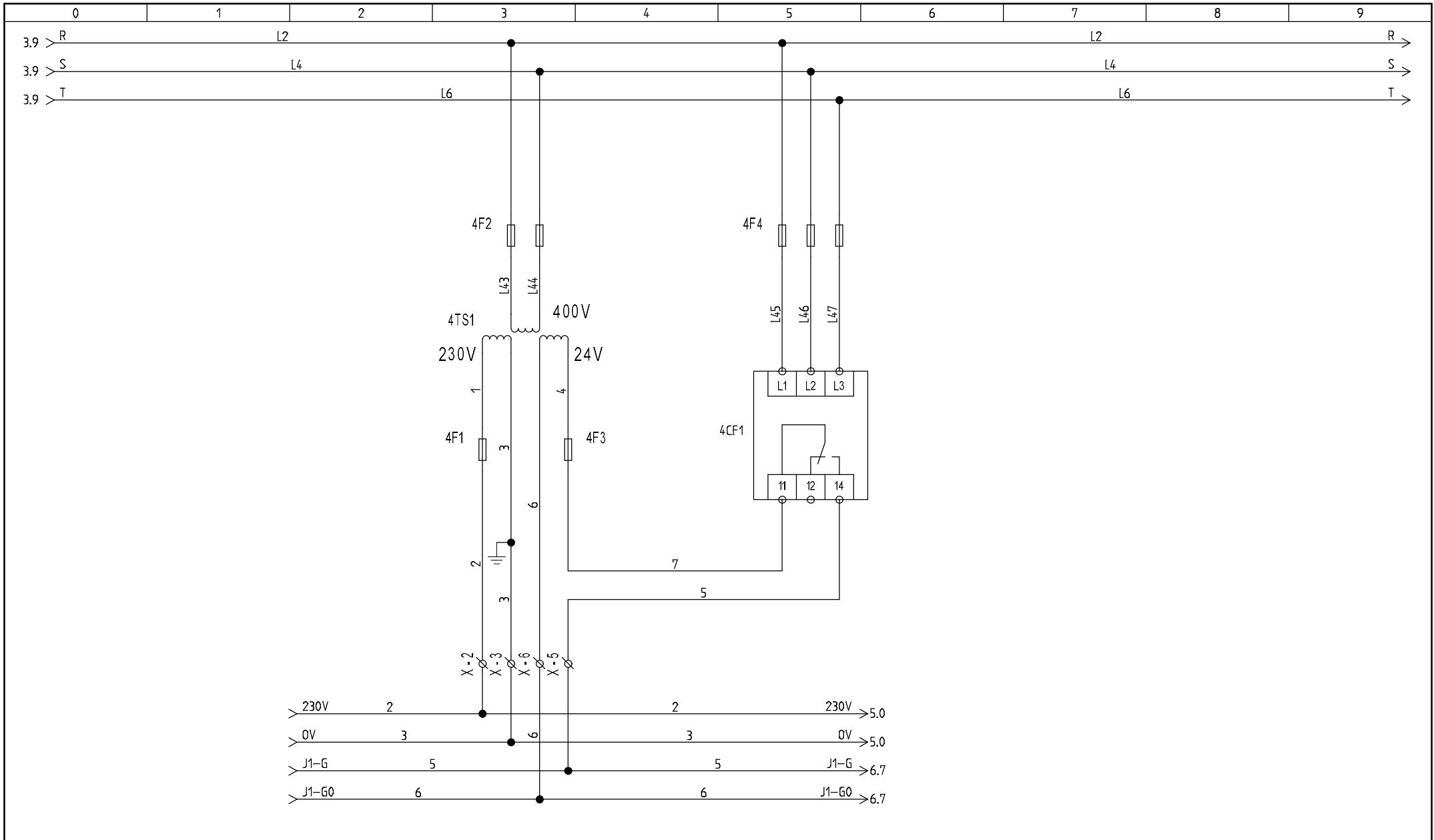
REV A	Modification FIRST ISSUE
31/05/21	Drafter RF Approved AC

Model: EKE-IN/ST/AS 402
 Drawing no.: 85505260/002/A

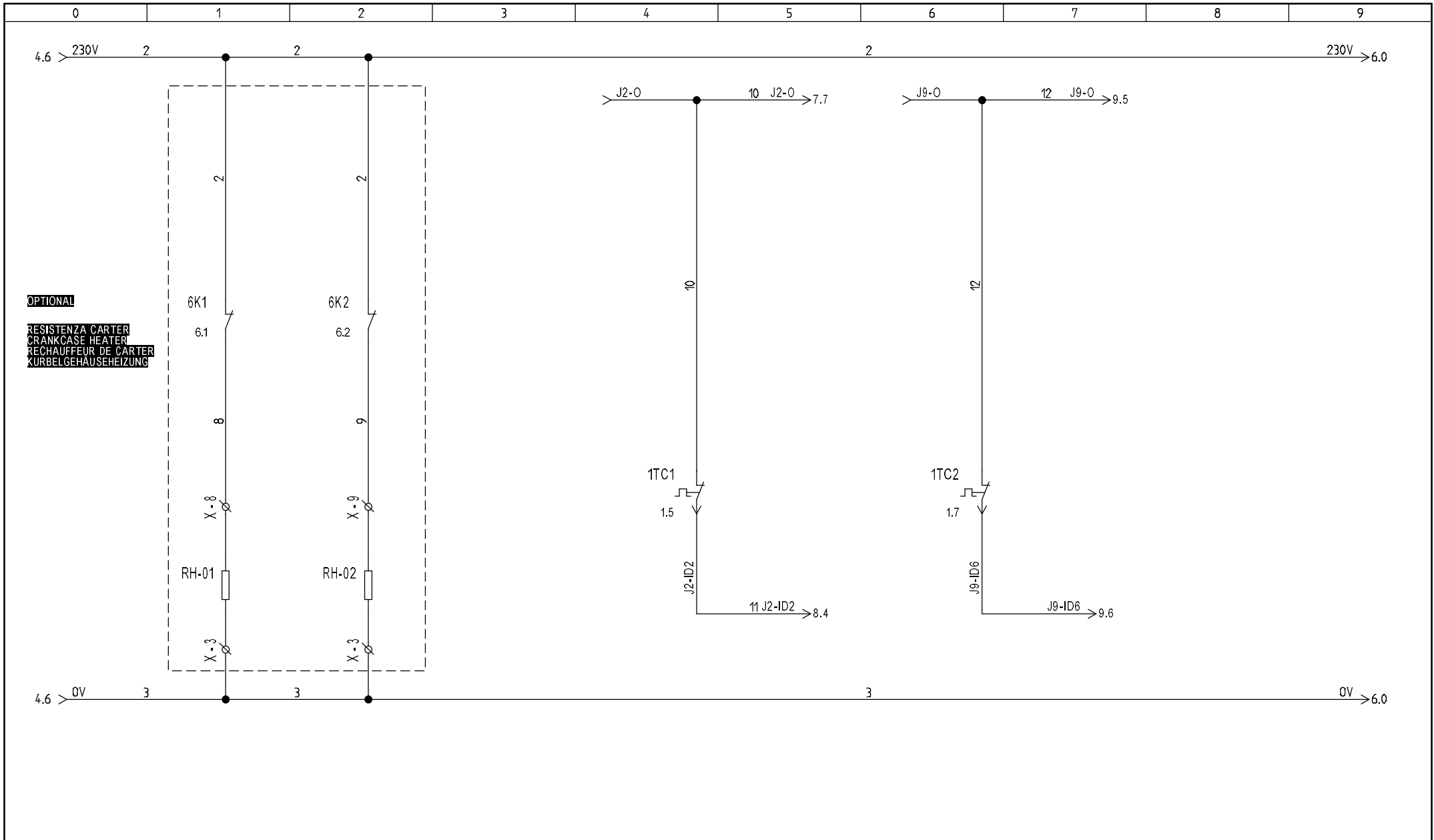
This drawing is a property of Euroklimat S.p.A. and we reserve the copyright to all our designs which cannot be reproduced, transmitted, disclosed to third parties or utilized in any form without first obtaining our written consent. Contravention will be prosecuted.
 This drawing is subject to modification time to time to suit construction purpose.

File name: 85505260-002-A
 DRAFT.: DATE: 31/05/21

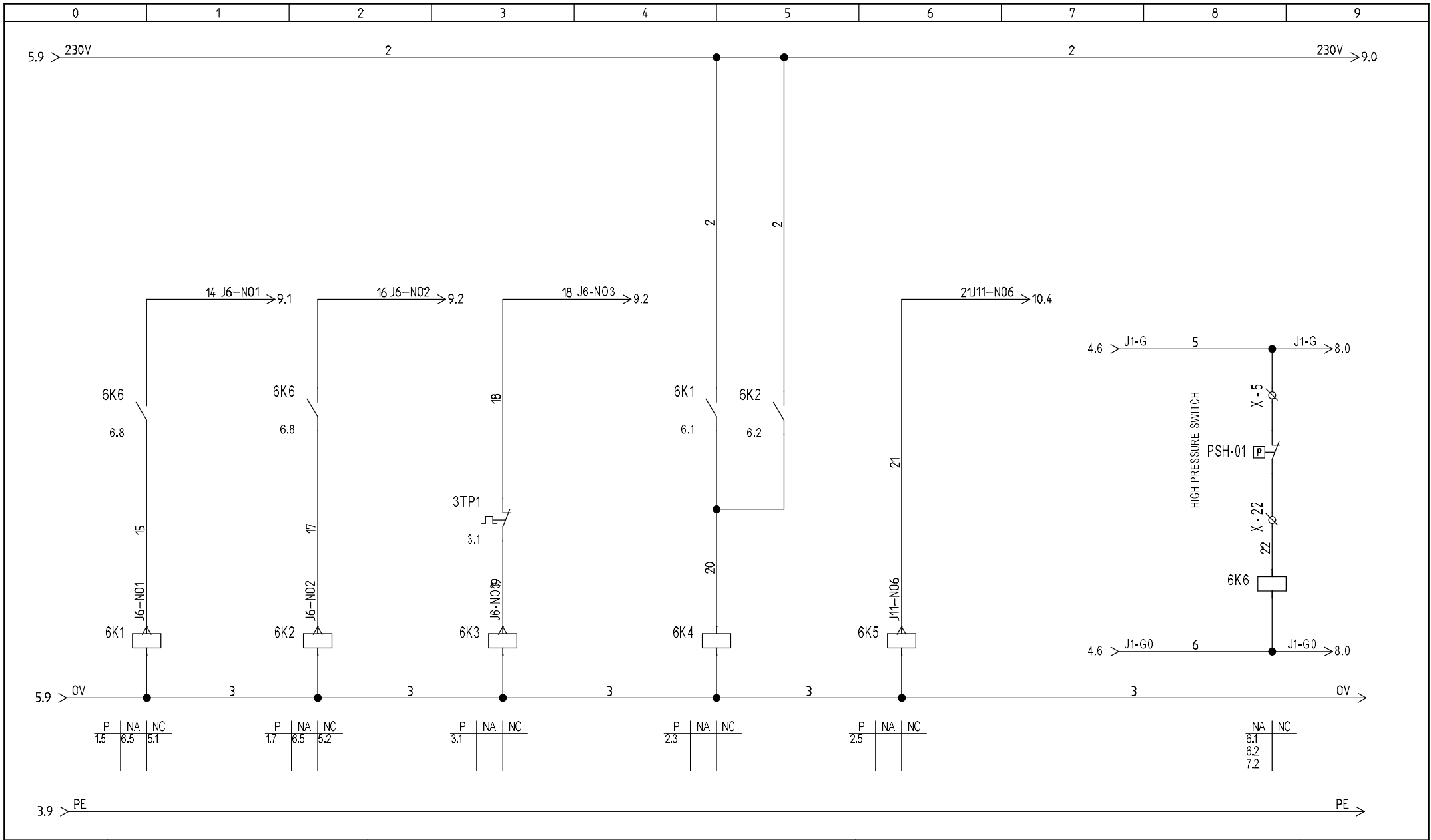
SHEET 3
 OF 10
 2 ◀ ▶ 4



REV A	Modification FIRST ISSUE	Model: EKE-IN/ST/AS 402	This drawing is a property of Euroklimat S.p.A. and we reserve the copyright to all our designs which cannot be reproduced, transmitted, disclosed to third parties or utilized in any form without first obtaining our written consent. Contravention will be prosecuted. This drawing is subject to modification time to time to suit construction purpose.	SHEET 4
31/05/21	Drafter RF	Drawing no.: 85505260/002/A		OF 10
	Approved AC		File name: 85505260-002-A	3 <> 5
			DRAFT.:	DATE: 31/05/21



REV A	Modification FIRST ISSUE	Model: EKE-IN/ST/AS 402	This drawing is a property of Euroklimat S.p.A. and we reserve the copyright to all our designs which cannot be reproduced, transmitted, disclosed to third parties or utilized in any form without first obtaining our written consent. Contravention will be prosecuted. This drawing is subject to modification time to time to suit construction purpose.	SHEET 5
31/05/21	Drafter RF	Drawing no.: 85505260/002/A		OF 10
	Approved AC		File name: 85505260-002-A	4 ◀▶ 6
			DRAFT.:	DATE: 31/05/21

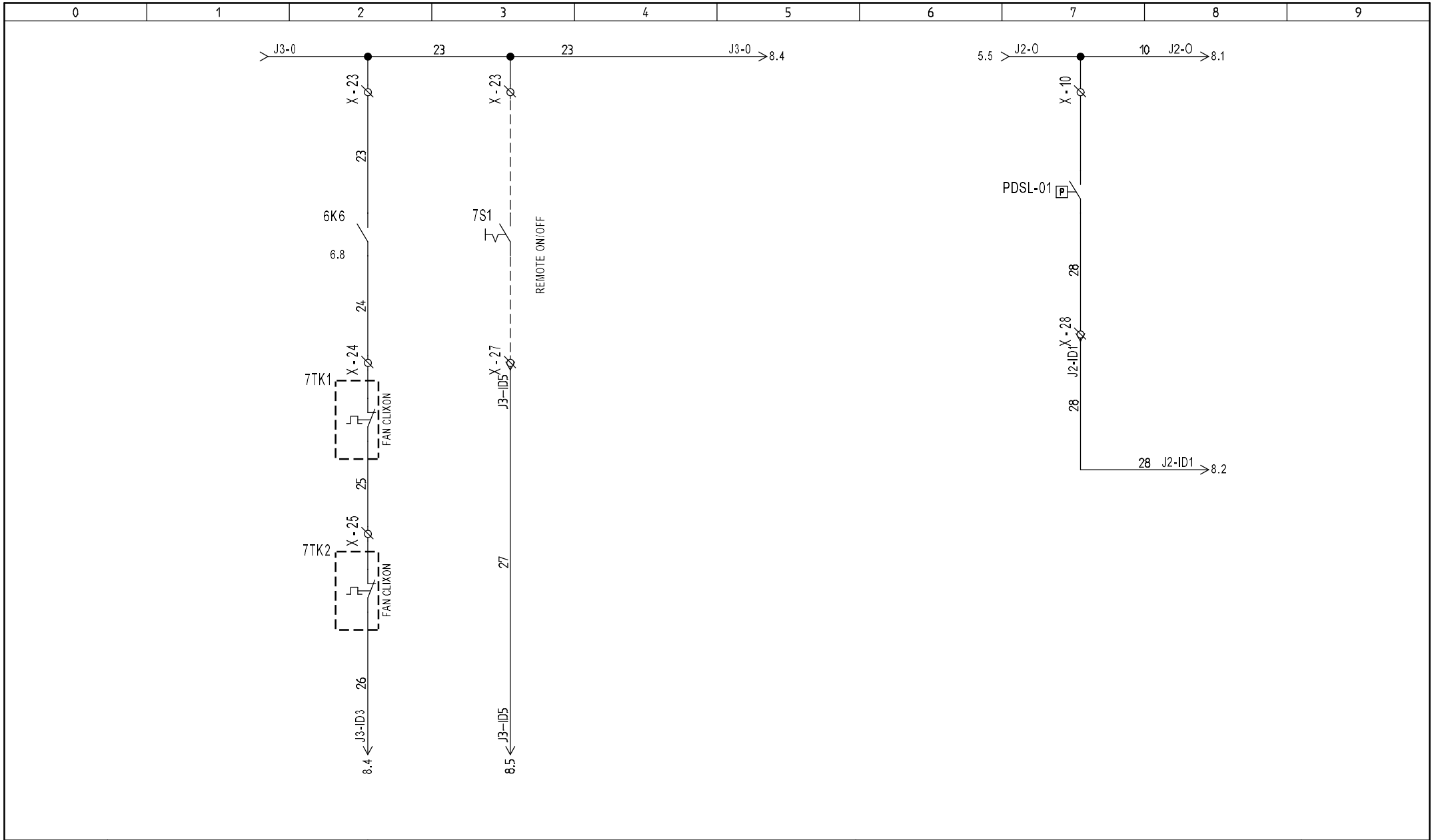


REV A	Modification FIRST ISSUE
31/05/21	Drafter RF Approved AC

Model: EKE-IN/ST/AS 402
 Drawing no.: 85505260/002/A

This drawing is a property of Euroklima S.p.A. and we reserve the copyright to all our designs which cannot be reproduced, transmitted, disclosed to third parties or utilized in any form without first obtaining our written consent. Contravention will be prosecuted.
 This drawing is subject to modification time to time to suit construction purpose.

File name: 85505260-002-A
 DRAFT.: DATE: 31/05/21

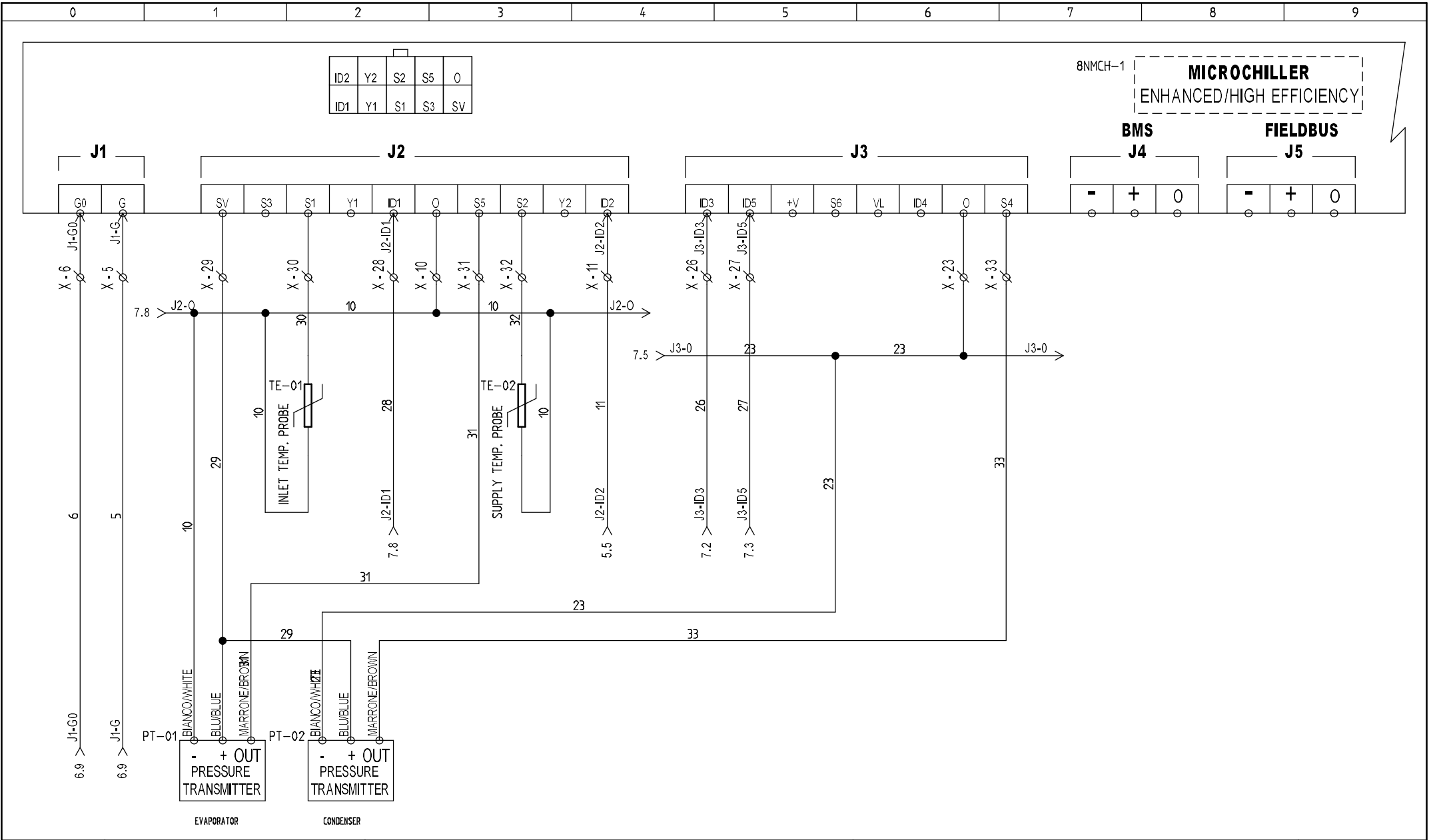


REV A	Modification FIRST ISSUE
31/05/21	Drafter RF Approved AC

Model: EKE-IN/ST/AS 402
 Drawing no.: 85505260/002/A

This drawing is a property of Euroklimat S.p.A. and we reserve the copyright to all our designs which cannot be reproduced, transmitted, disclosed to third parties or utilized in any form without first obtaining our written consent. Contravention will be prosecuted.
 This drawing is subject to modification time to time to suit construction purpose.

File name: 85505260-002-A
 DRAFT.: DATE: 31/05/21



REV A	Modification FIRST ISSUE
31/05/21	Drafter RF Approved AC

Model: EKE-IN/ST/AS 402

Drawing no.: 85505260/002/A

This drawing is a property of Euroklimat S.p.A. and we reserve the copyright to all our designs which cannot be reproduced, transmitted, disclosed to third parties or utilized in any form without first obtaining our written consent. Contravention will be prosecuted.
This drawing is subject to modification time to time to suit construction purpose.

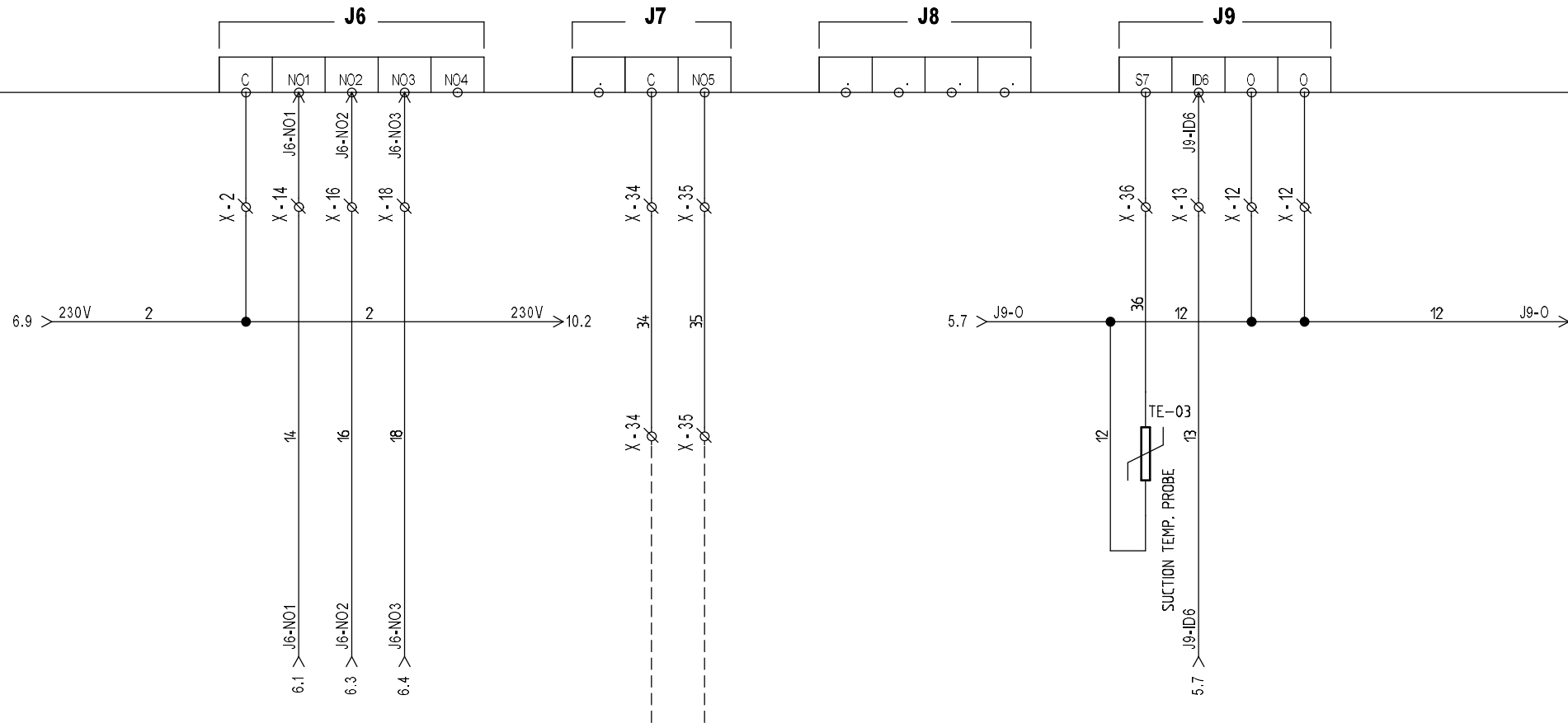
File name: 85505260-002-A

DRAFT.: DATE: 31/05/21

0	0
ID6	S7

9NMCH-1

MICROCHILLER
ENHANCED/HIGH EFFICIENCY



GENERAL ALARM

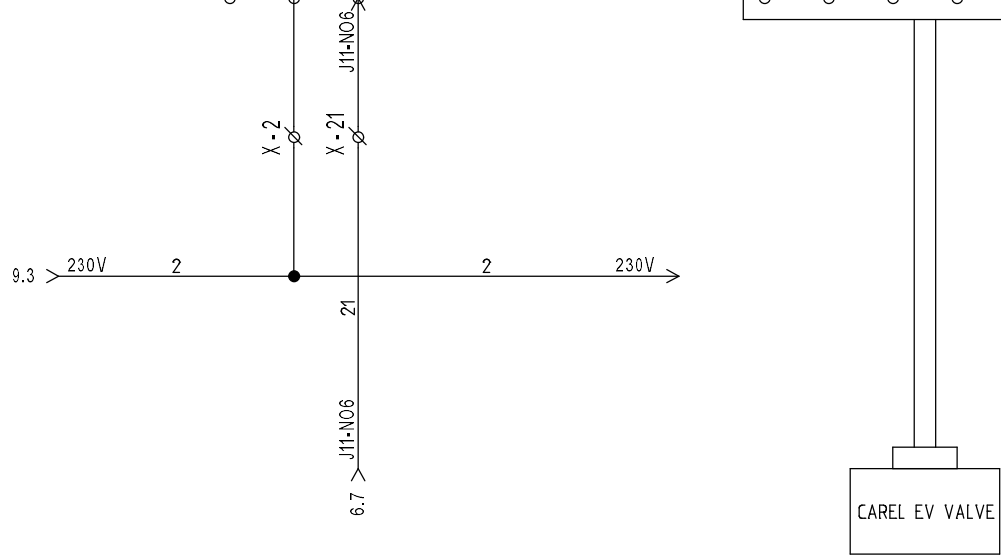
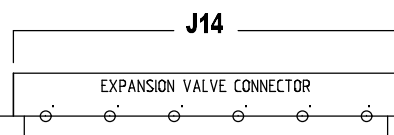
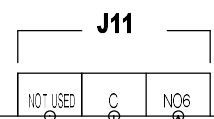
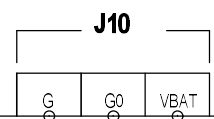
REV A	Modification FIRST ISSUE
31/05/21	Drafter RF Approved AC

Model: EKE-IN/ST/AS 402
Drawing no.: 85505260/002/A

This drawing is a property of Euroklimat S.p.A. and we reserve the copyright to all our designs which cannot be reproduced, transmitted, disclosed to third parties or utilized in any form without first obtaining our written consent. Contravention will be prosecuted.
This drawing is subject to modification time to time to suit construction purpose.

File name: 85505260-002-A
DRAFT.: DATE: 31/05/21

10NMCH-1
MICROCHILLER
 ENHANCED/HIGH EFFICIENCY



REV A	Modification FIRST ISSUE
31/05/21	Drafter RF Approved AC

Model: EKE-IN/ST/AS 402

Drawing no.: 85505260/002/A

This drawing is a property of Euroklimat S.p.A. and we reserve the copyright to all our designs which cannot be reproduced, transmitted, disclosed to third parties or utilized in any form without first obtaining our written consent. Contravention will be prosecuted.
 This drawing is subject to modification time to time to suit construction purpose.

File name: 85505260-002-A

DRAFT.: DATE: 31/05/21

