

Modello macchina / Machine model / Modèle de machine / Maschinen-Modell  
EKE NewGen IN/ST/AS/00/00 021

Schema Elettrico / Wiring Diagram / Schéma de câblage / Schaltplan  
85535110/001/A

Tensione esercizio / Main Voltage / Tension principale / Hauptspannung:	400V/3ph/50Hz
Tensione ausiliari / Auxiliary Voltage / Tension auxiliaire / Hilfsspannung:	230Vac-24Vac

Dati elettrici / Electrical data / Données électriques / Elektrische Daten:

Potenza max. assorbita / Max. total power input / Puissance absorbée totale max. / Max. gesamtleistung:	4,99 kW
Corrente max. assorbita / Max. absorbed current / Courant max. absorbé / Max. absorbierter strom	9,84 A
Corrente di spunto / Starting current / Courant de démarrage / Anlaufstrom:	50,5 A

Limiti operativi / Operating limits / Limites de fonctionnement / Betriebsgrenzen:

Range di tensione / Voltage range / Intervalle de tension / Spannungsbereich:	+/- 10%
Squilibrio tensione / Voltage unbalance / Déséquilibre de tension / Spannungsunsymmetrie:	+/- 2%
Range di frequenza / Frequency range / Intervalle de fréquence / Frequenzbereich:	+/- 1%

A	EMISSIONE	01/07/2025	MU	AV	AV
Rev.	Description	Date	Drafter	Checked	Approved



Simbol	Description
	INTERRUTTORE PRINCIPALE MAIN SWITCH INTERRUPTEUR PRINCIPAL HAUPTSCHALTER
	FUSIBILI FUSES FUSIBLES SICHERUNGEN
	TELERUTTORE CONTACTOR CONTACTEUR KONTAKTOR
	MOTORE TRIFASE THREE-PHASE MOTOR MOTEUR TRIPHASE DREIPHASIGER MOTOR
	INTERRUTTORE MAGNETOTERMICO SWITCH MAGNETERMIC COMRSTATEUR MAGNETERMIC SCHALTER MAGNETERMIK
	PROTEZIONE TERMICA THERMAL PROTECTION PROTECTION THERMIQUE WÄRMESCHUTZ
	RELE SEQUENZA FASI SEQUENCE PHASE RELAY RELAIS DE PHASE DE SEQUENCE SEQUENZPHASENRELAIS
	PROTEZIONE TERMICA AVVOLGIMENTI (VENTILATORE) WINDING TEMPERATURE PROTECTION (FAN) PROTECTION DE LA TEMPERATURE DE REMONTAGE (VENTILATEUR) WICKLUNGSTEMPERATURSCHUTZ (LÜFTER)
	RESISTENZA RESISTANCE RESISTANCE WIDERSTAND

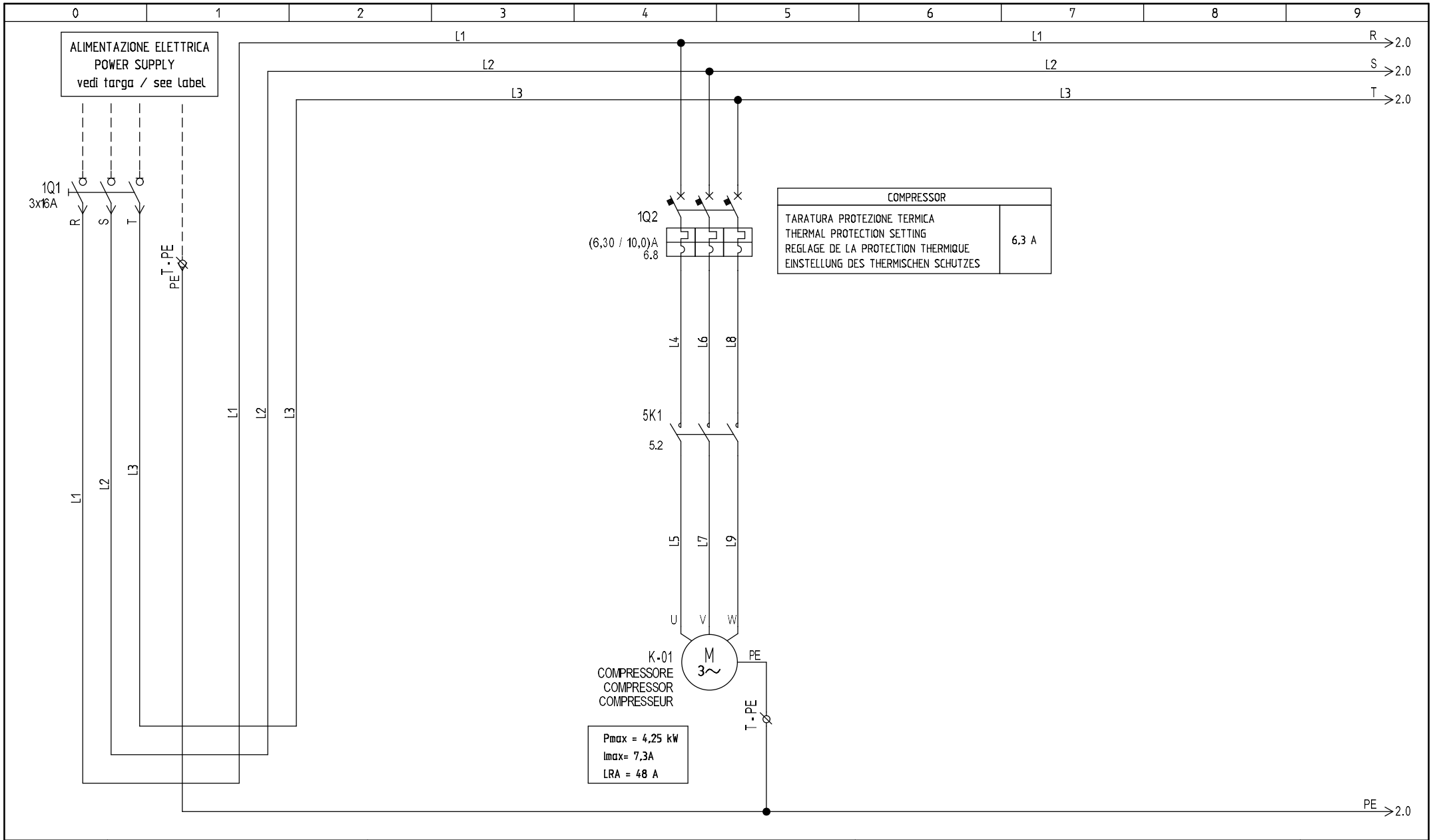
Simbol	Description
	RELE AUSILIARIO AUXILIARY RELAY RELAIS AUXILIAIRE HILFSRELAIS
	VALVOLA SOLENOIDE SOLENOID VALVE ELECTROVANNE MAGNETVENTIL
	PRESSOSTATO PRESSURE SWITCH INTERRUPTEUR DE PRESSION DRUCKSCHALTER
	SELETTORE 0-1 0-1 SELECTOR SELECTEUR 0-1 0-1 AUSWAHL
	TRASFORMATORE AUSILIARI AUXILIARY TRANSFORMER TRANSFORMATEUR AUXILIAIRE ZUSATZTRANSFORMATOR
	SONDA NTC NTC PROBE SONDE NTC NTC PROBE
	PRESSOSTATO DIFFERENZIALE DIFFERENTIAL PRESSURE SWITCH INTERRUPTEUR DE PRESSION DIFFERENTIELLE DIFFERENZDRUCKSCHALTER
	INTERRUTTORE CONTATTI AUSILIARI CIRCUIT BREAKER AUXILIARY CONTACT CONTACT AUXILIAIRE DISJONCTEUR CIRCUIT BREAKER ZUSATZKONTAKT

REV A	Modification EMISSIONE
01/07/2025	Drafter MU Approved AV

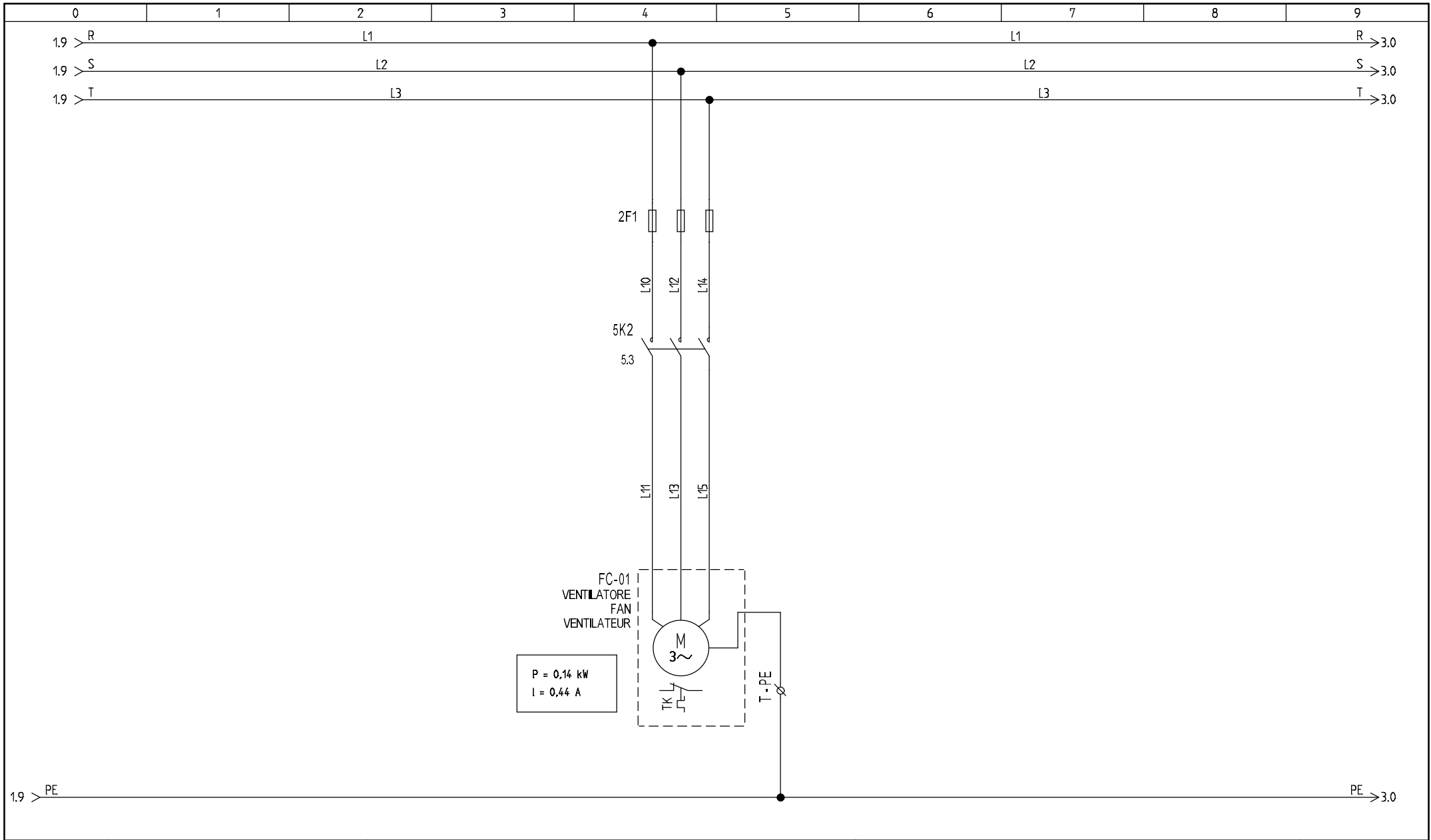
Model: EKE NewGen IN/ST/AS/00/00 021  
 Drawing no.: 85535110/001/A

This drawing is a property of Euroklimat S.p.A. and we reserve the copyright to all our designs which cannot be reproduced, transmitted, disclosed to third parties or utilized in any form without first obtaining our written consent. Contravention will be prosecuted.  
 This drawing is subject to modification time to time to suit construction purpose.

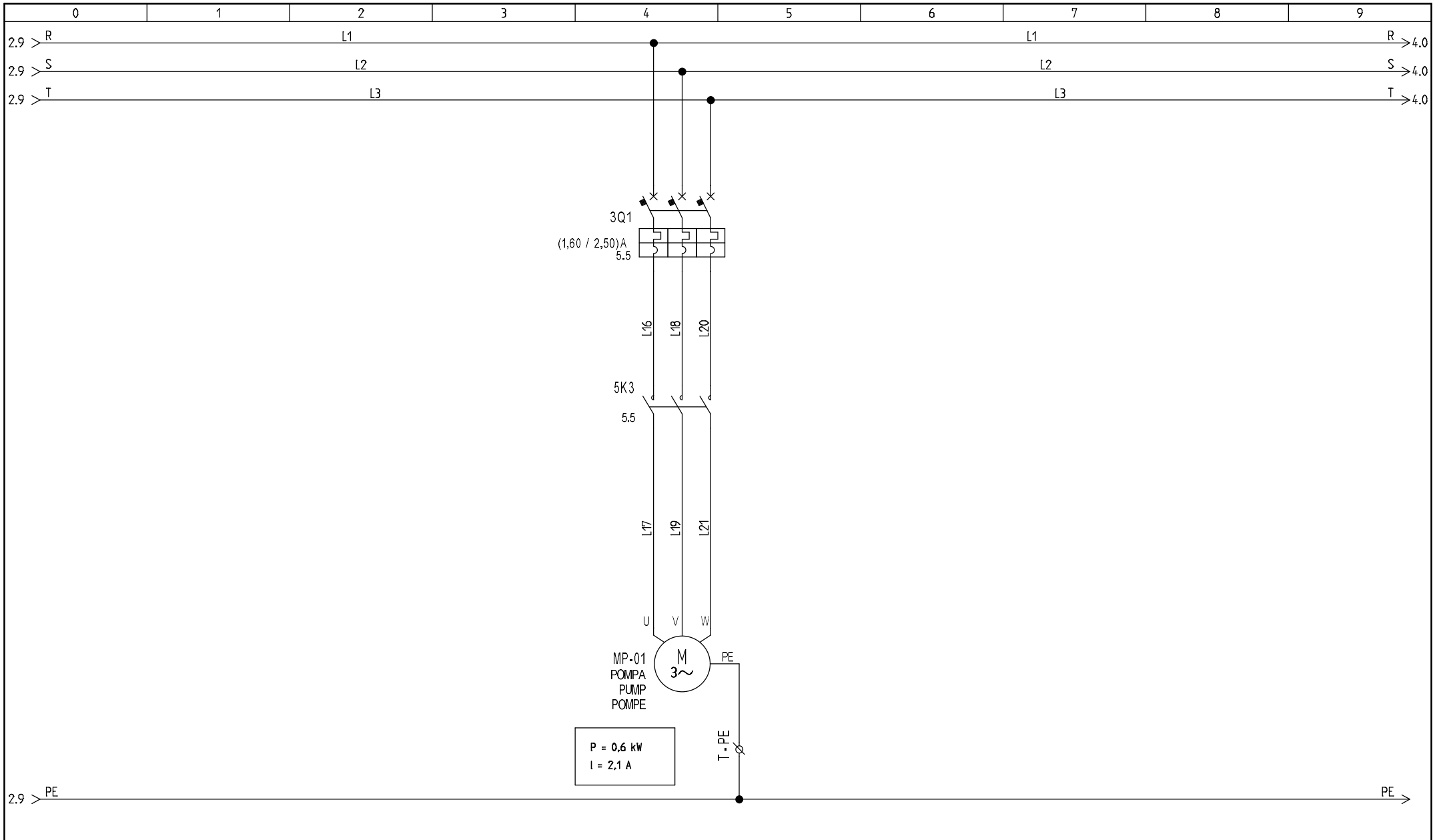
File name: 85535110-001-A  
 DRAFT.: MU DATE: 01/07/2025



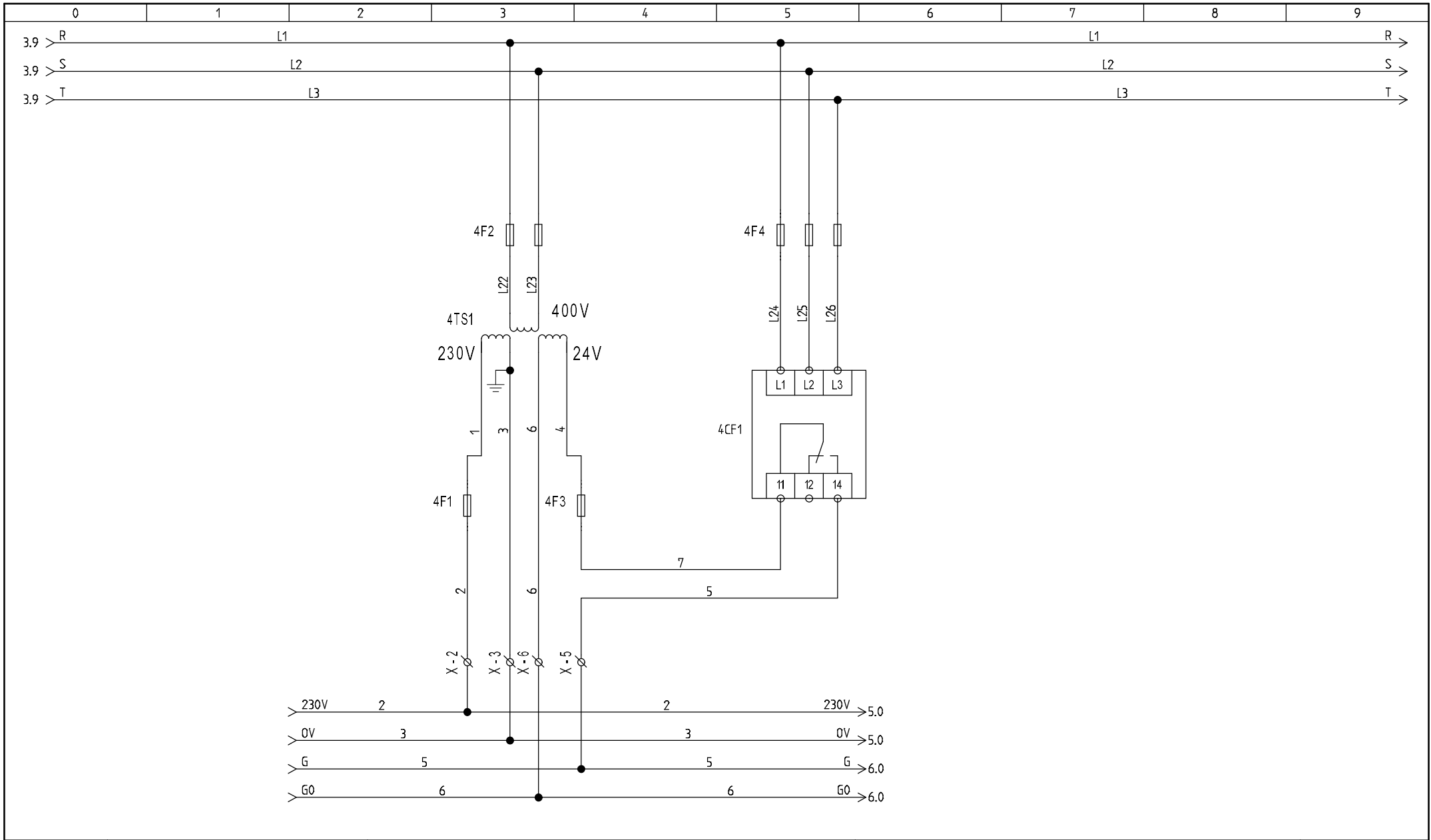
REV A	Modification EMISSIONE	Model: EKE NewGen IN/ST/AS/00/00 021	File name: 85535110-001-A	SHEET 1
07/01/2025	Drafter MU	Drawing no.: 85535110/001/A	DRAFT.: MU	OF 9
	Approved AV		DATE: 01/07/2025	2




REV A	Modification EMISSIONE	Model: EKE NewGen IN/ST/AS/00/00 021	SHEET 2
07/01/2025	Drafter MU	Drawing no.: 85535110/001/A	OF 9
	Approved AV	File name: 85535110-001-A	1 <> 3
		DRAFT.: MU	DATE: 01/07/2025



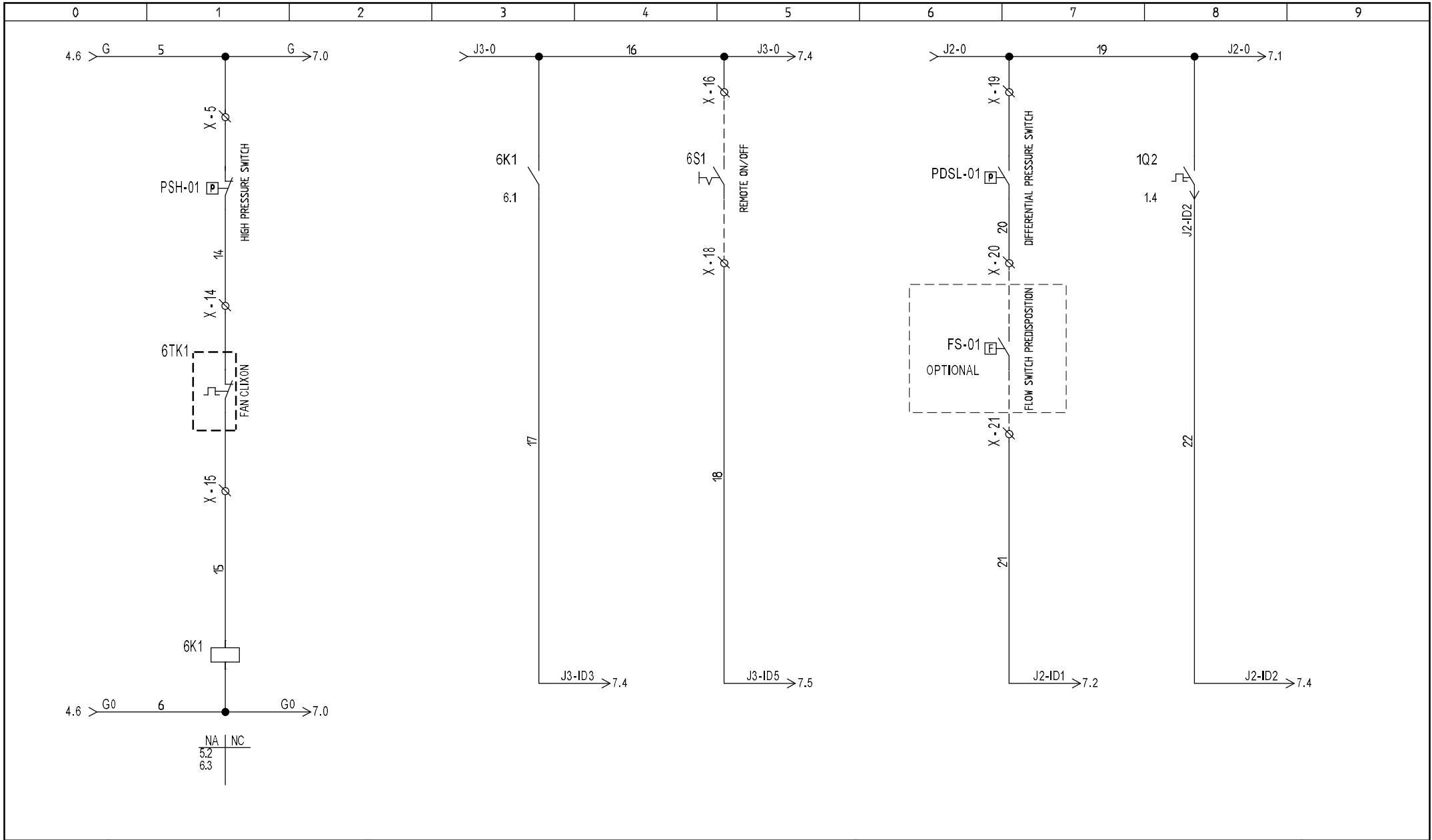
REV A	Modification EMISSIONE	Model: EKE NewGen IN/ST/AS/00/00 021	SHEET 3
07/01/2025	Drafter MU	Drawing no.: 85535110/001/A	OF 9
	Approved AV	File name: 85535110-001-A	2 ◀ ▶ 4
		DRAFT.: MU	DATE: 01/07/2025



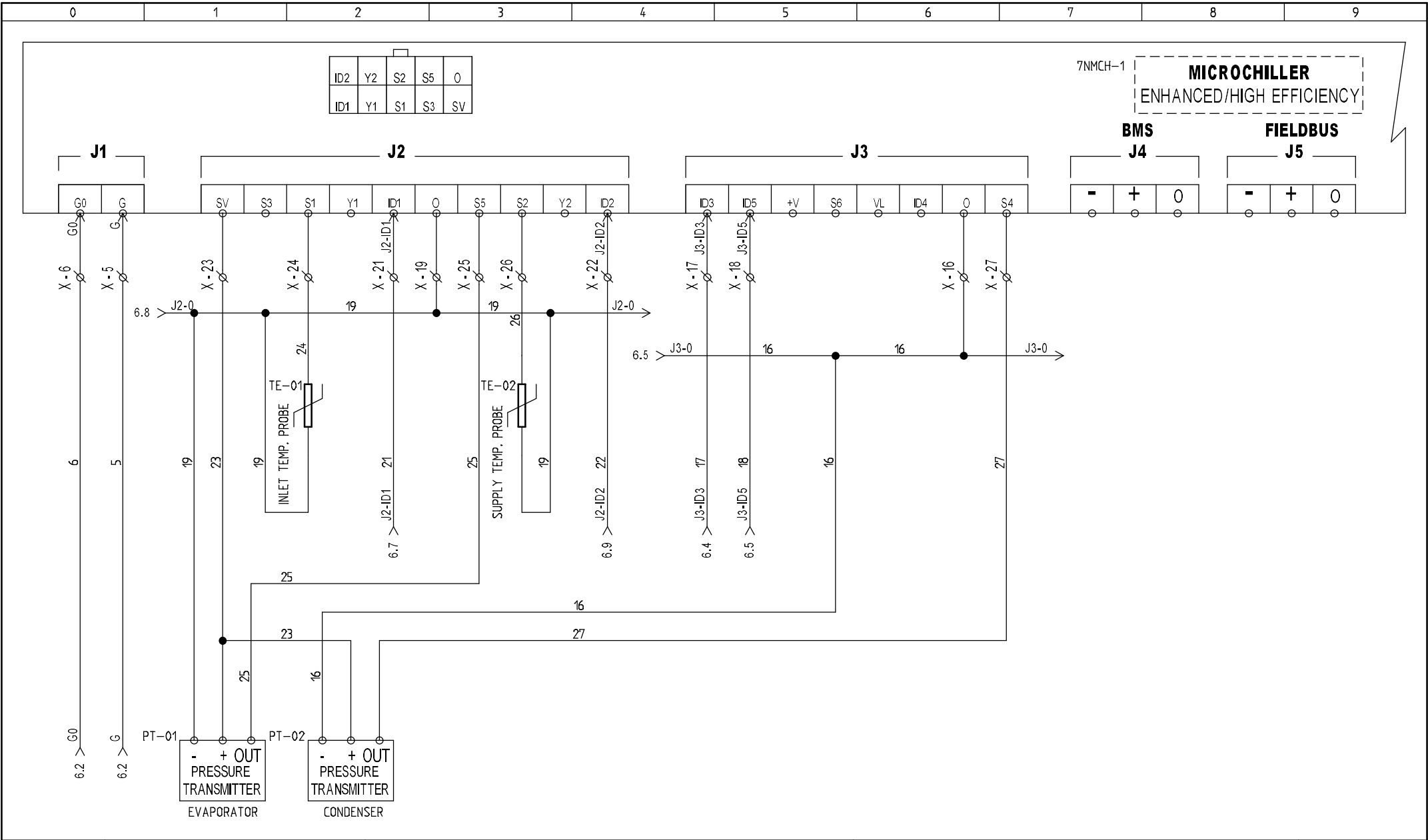
REV A	Modification EMISSIONE	Model: EKE NewGen IN/ST/AS/00/00 021	SHEET 4
07/01/2025	Drafter MU	Drawing no.: 85535110/001/A	OF 9
	Approved AV	File name: 85535110-001-A	3 <> 5
		DRAFT.: MU	DATE: 01/07/2025



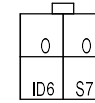
REV A	Modification EMISSIONE	Model: EKE NewGen IN/ST/AS/00/00 021	SHEET 5
07/01/2025	Drafter MU	Drawing no.: 85535110/001/A	OF 9
	Approved AV	File name: 85535110-001-A	4 ◀ ▶ 6
		DRAFT.: MU	DATE: 01/07/2025



REV A	Modification EMISSIONE	Model: EKE NewGen IN/ST/AS/00/00 021	SHEET 6
07/01/2025	Drafter MU	Drawing no.: 85535110/001/A	OF 9
	Approved AV	File name: 85535110-001-A	5 <> 7
		DRAFT.: MU	DATE: 01/07/2025

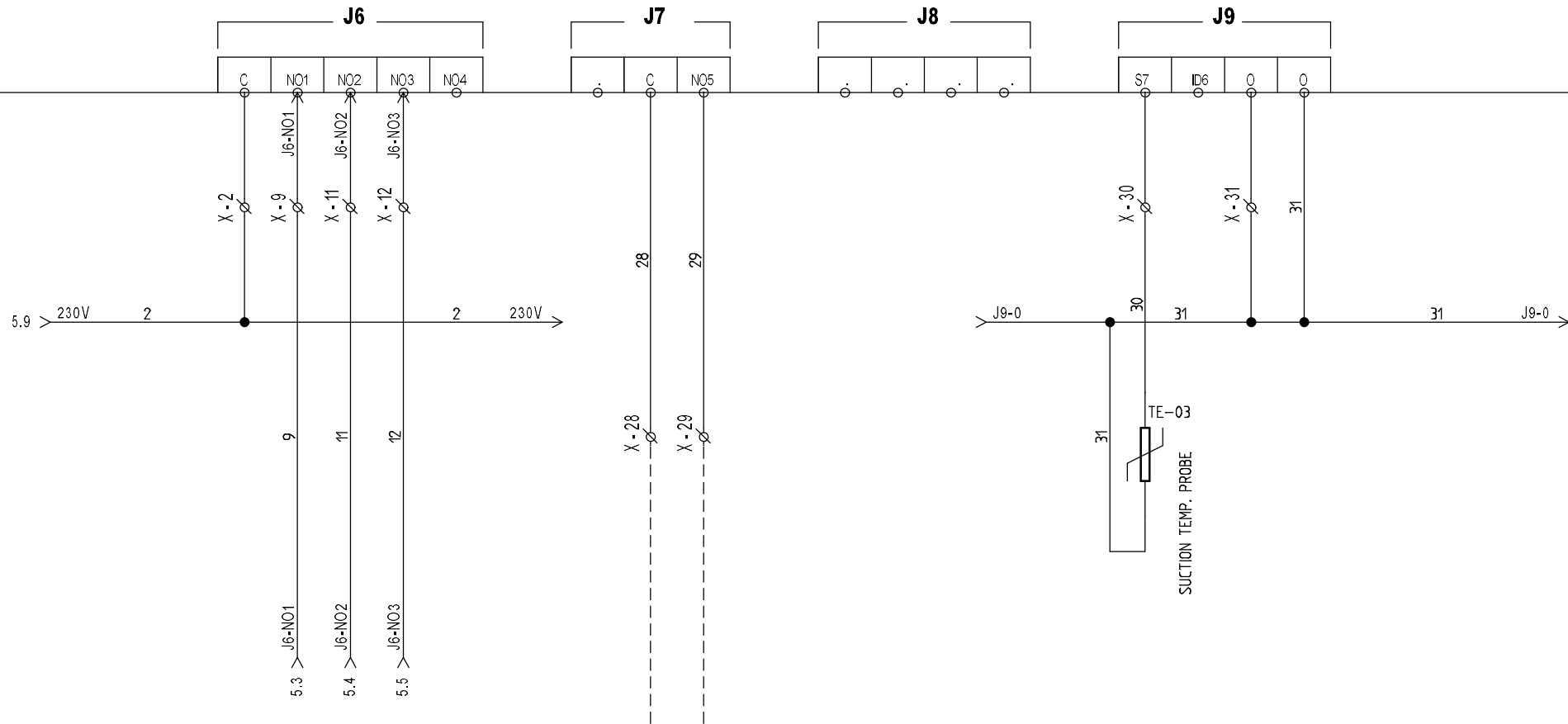


REV A	Modification EMISSIONE	Model: EKE NewGen IN/ST/AS/00/00 021	SHEET 7
07/01/2025	Drafter MU Approved AV	Drawing no.: 85535110/001/A	OF 9 6 <> 8
		File name: 85535110-001-A	DATE: 01/07/2025
		DRAFT.: MU	



8NMCH-1

**MICROCHILLER**  
ENHANCED/HIGH EFFICIENCY



GENERAL ALARM

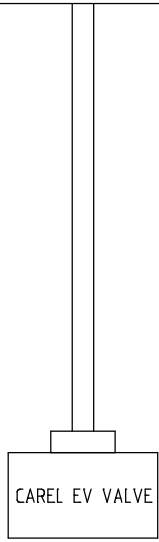
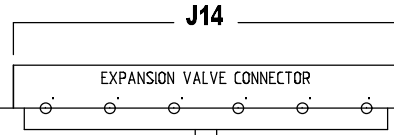
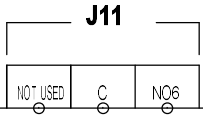
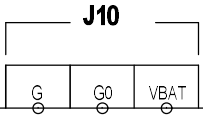
REV A	Modification EMISSIONE
07/01/2025	Drafter MU Approved AV

Model: EKE NewGen IN/ST/AS/00/00 021  
Drawing no.: 85535110/001/A

File name: 85535110-001-A
DRAFT.: MU DATE: 01/07/2025

9NMCH-1

**MICROCHILLER**  
 ENHANCED/HIGH EFFICIENCY



REV A	Modification EMISSIONE	Model: EKE NewGen IN/ST/AS/00/00 021	SHEET 9
07/01/2025	Drafter MU	Approved AV	OF 9
Drawing no.: 85535110/001/A		File name: 85535110-001-A	8 ◀▶
		DRAFT.: MU	DATE: 01/07/2025



