

MEMBRANE AIR DRYERS – MAA-Dry

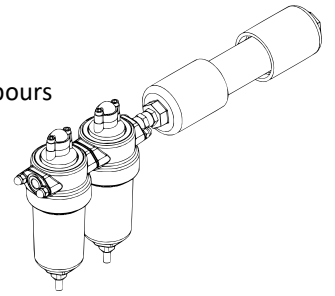
DESCRIPTION

MAA-Dry membrane air dryers have been developed for highly efficient removal of water vapours from compressed air.

APPLICATIONS ⁽¹⁾

- Automotive painting
- Industrial "Point-Of-Use" drying
- Low dew point instrument air
- Pneumatics

⁽¹⁾ MAA-Dry membrane dryers can be used in variety of applications. For applications not listed please contact us or your local dealer.



FILTER ELEMENT RATING ACCORDING TO ISO8573-1

Solid particles	Water	Oil
1	-	1

*Outlet dew point depends on inlet conditions and flow. For specific operating conditions check table below.

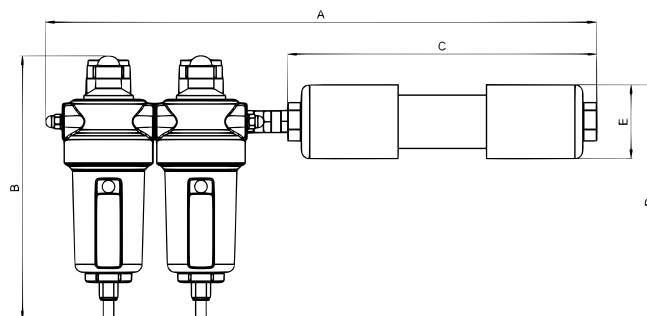
TECHNICAL SPECIFICATION

Operating temperature	1,5 – 60 °C	35 – 140 °F
Operating pressure	4 – 12,5 barg	58 – 181 psi
Differential pressure	50 - 400 mbar	0,73 - 5,8 psi

*If air quality doesn't match requirements, membrane can be permanently damaged

DIMENSIONS

Model	Pipe Size [inch]	Dimensions [mm] (inch)				
		A	B	C	D	E
MAA - Dry 3	¼"	435 (17.1)	208 (8.2)	244 (9.6)	186 (7.3)	58 (2.3)
MAA - Dry 6	¼"	536 (21.1)	208 (8.2)	345 (13.6)	186 (7.3)	58 (2.3)
MAA - Dry 9	¼"	638 (25.1)	208 (8.2)	452 (17.8)	186 (7.3)	58 (2.3)
MAA - Dry 12	¼"	714 (28.1)	208 (8.2)	523 (20.6)	186 (7.3)	58 (2.3)
MAA - Dry 18	½"	563 (22.2)	252 (9.9)	333 (13.1)	237 (9.3)	80 (3.1)
MAA - Dry 24	½"	626 (24.6)	252 (9.9)	396 (15.6)	237 (9.3)	80 (3.1)
MAA - Dry 36	½"	721 (28.4)	252 (9.9)	485 (19.1)	237 (9.3)	80 (3.1)
MAA - Dry 44	½"	848 (33.4)	252 (9.9)	612 (12.6)	237 (9.3)	80 (3.1)
MAA - Dry 63	½"	666 (26.2)	252 (9.9)	430 (16.9)	251 (9.9)	108 (4.3)
MAA - Dry 90	½"	807 (31.8)	321 (12.6)	572 (22.5)	319 (12.6)	108 (4.3)
MAA - Dry 123	½"	883 (34.8)	321 (12.6)	648 (25.5)	319 (12.6)	108 (4.3)
MAA - Dry 180	1"	966 (38)	321 (12.6)	628 (24.7)	316 (12.4)	133 (5.2)



MATERIALS

Part	Material
Filter housing	Aluminium, NBR, PA6
Filter element	PA6, NBR, Borosilicate fibres
Membrane	Aluminium, Nylon
Drain	PA6, NBR, Brass
Indicator	PA6, NBR

SIZES

Model	Purge air		Outlet dew point							
			15°C (59°F)		3°C (37°F)		-20°C (-4°F)		-40°C (-40°F)	
	Nm ³ /h	Scfm	Nm ³ /h	scfm	Nm ³ /h	scfm	Nm ³ /h	scfm	Nm ³ /h	scfm
MAA-Dry 3	0,3	0,2	3	1,8	2,2	1,3	1,4	0,8	1,02	0,6
MAA- Dry 6	0,6	0,4	6	3,5	4,3	2,5	2,8	1,7	2	1,2
MAA- Dry 9	0,96	0,6	9	5,3	6,4	3,8	4,3	2,5	3,1	1,8
MAA- Dry 12	1,1	0,7	12	7,1	8,5	5,0	5,7	3,4	4,1	2,4
MAA- Dry 18	1,7	1,0	18	10,6	12,8	7,5	8,5	5,0	6,2	3,6
MAA- Dry 24	2,3	1,3	24	14,1	17	10,1	11,3	6,7	8,2	4,8
MAA- Dry 36	3,4	2,0	36	21,2	25,6	15,1	17	10	12,4	7,3
MAA- Dry 44	4,6	2,7	48	28,3	34,1	20,1	22,7	13,4	16,4	9,7
MAA- Dry 63	6,2	3,6	63	37,1	44,9	26,4	29,7	17,5	21,5	12,7
MAA- Dry 90	9	5,3	90	53	67,3	39,6	43,8	25,8	31,1	18,3
MAA- Dry 123	12,5	7,3	123	72,4	91,7	54	58,8	34,6	42,6	25,1
MAA- Dry 180	18	10,6	180	106,6	128,1	75,4	85,5	50,3	61,5	36,2

Purge tolerance +3% of maximum inlet flow range
 Data refers on inlet flow capacity at 7bar and inlet dew point +35°C

CORRECTION FACTORS

To calculate the correct capacity of a given filter based on actual operating conditions, multiply the nominal flow capacity by the appropriate correction factor(s).

CORRECTED CAPACITY = NOMINAL FLOW CAPACITY x C_{OP}


OPERATING PRESSURE

[bar]	4	5	6	7	8	9	10	11	12
[psi]	58	72	87	100	115	130	145	160	174
C _{OP}	0,4	0,6	0,8	1	1,2	1,5	1,8	1,9	2,2

MAINTENANCE

Once per year make a visual check of membrane dryer and filters, and make sure there is no visual damage. Replace filter element at least once per year or when pressure drop reaches 350mbar.

INFORMATION IN THIS DOCUMENT IS SUBJECT TO CHANGE WITHOUT NOTICE

	Our quality management system is certified by BUREAU VERITAS in conformity with ISO 9001:2015 Reg. number: SL22594Q	
---	--	--